



CHICAGO 2022

53rd Annual Fall
Scientific Symposium

September 29–30, 2022 | Palmer House, Chicago, Illinois

PROGRAM

Guided by Innovation

Developing clinically actionable molecular tests that improve patient outcomes

Decision Dx ▸UM

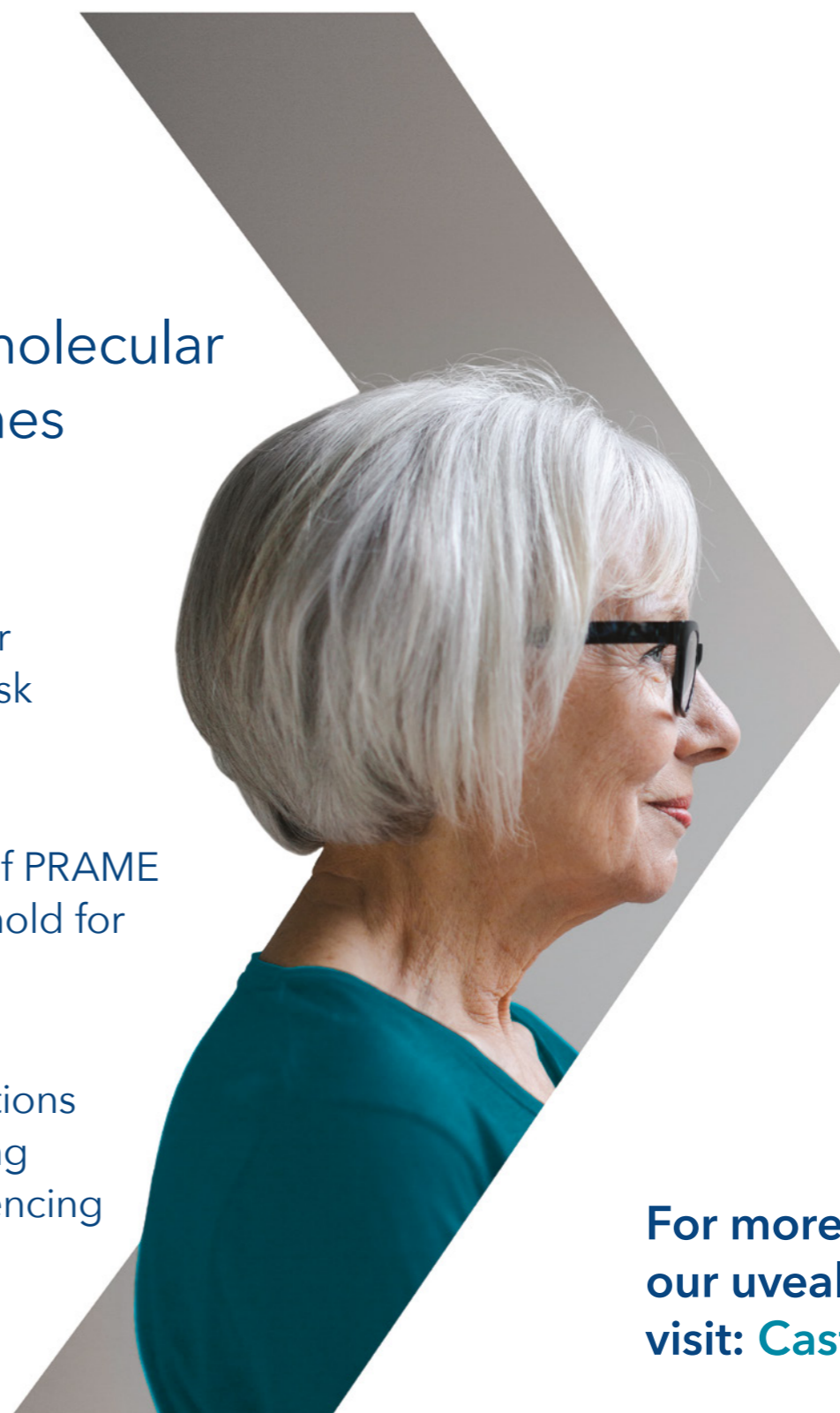
The standard of care for evaluating metastatic risk in uveal melanoma

Decision Dx ▸PRAME

Quantifies expression of PRAME using a validated threshold for classification

Decision Dx ▸UMSeq

Analyzes somatic mutations within seven genes using Next Generation Sequencing



For more information on our uveal melanoma tests visit: CastleTestInfo.com



WELCOME



Cat N. Burkat, MD, FACS
ASOPRS Program Chair



Eric A. Steele, MD
ASOPRS Fall Program
Assistant Chair

Welcome to the 53rd Annual American Society of Ophthalmic Plastic and Reconstructive Surgery (ASOPRS) Fall Scientific Symposium. We are excited to offer a fully in-person experience, where we hope you gain useful updates in oculofacial plastic surgery, renew old friendships, meet new colleagues from around the world, and enjoy all that Chicago has to offer!

From an incredible number of abstracts, we proudly offer you a curated program that includes renowned national and international speakers in oculofacial plastic surgery, as well as up-and-coming thinkers. In addition to high quality scientific presentations in orbit, eyelid, lacrimal disease, pediatric, oncology, and aesthetic surgery, experienced panels will discuss the latest advancements and controversies in our field.

This year's meeting includes Featured Speakers Pamela Mayne Correia, MA (Forensic Anthropologist) and Cpl. Jean Nault (Royal Canadian Mounted Police) speaking on "About Face: Forensic Anthropological Applications in the 3-D Facial Reconstructions of Unidentified Human Remains," and ASOPRS Foundation Lecturer John Siebert, MD, speaking on "Changes in Cutaneous Gene Expression after Microvascular Free Tissue Transfer in Parry-Romberg Syndrome." In addition, Dr. Julie Woodward will give the Henry I. Baylis Cosmetic Surgery Award Lecture.

With the return to in-person meetings, we wanted to maximize opportunities to learn from each other and share ideas. New this year, we created **ASOPRS Specialty Interest Group** Breakouts discussing cases and techniques ranging from Morbidity & Mortality, to Orbit, Aesthetics, Tumor Board, and Reconstruction & Revisions. Similar to a smaller ski meeting format, bring your questions for the moderators and join in the lively discussion!

We are also kicking off a new **"Eggs with Experts"** series where you can eat an early breakfast in a small group setting with authorities in the field for their pearls on hot topics, including Drs. Don Kikkawa (Eyelid Reconstruction), Michael Yen (Corneal Neurotization), John Martin (Aesthetics), and Michael Kazim (TED).

Lunch sessions will include a YASOPRS session with pearls from SASOPRS on Thursday and a SASOPRS session on retirement, YASOPRS Round Tables, and a **NEW ASOPRS Trivia Tournament** on Friday!

Please make sure to also view the 150 excellent recorded narrated presentations, posters, and surgical videos. And as always, please visit our gracious sponsors and exhibitors during the breaks. Visiting the vendor exhibits presents wonderful opportunities to learn about the latest commercial products and services, and to make industry contacts to help your practice.

We hope you enjoy this year's Fall Scientific Symposium! We want to thank our colleagues who submitted their excellent work, the Abstract Review Committee who reviewed well over three hundred high-quality abstracts, and the CME Subcommittee. We would also like to thank Amanda Macrina and Tisha Kehn for their help in producing such a wonderful meeting.

ASOPRS represents the standard in clinical care, education, and innovation in oculofacial plastic surgery. Our members and their support of our organization, along with the dedication of our leadership, make the Society what it is today.

We are thankful to serve as your program chairs and look forward to seeing you in the Windy City!

Sincerely,

Cat N. Burkat, MD, FACS
ASOPRS Program Chair

Eric A. Steele, MD
ASOPRS Fall Program Assistant Chair



TABLE OF CONTENTS

Program-at-a-Glance.....	5
Featured Faculty.....	6
General Information.....	7
Symposium Objectives.....	7
Disclaimers and Policies.....	7
Program	
Thursday, September 29.....	9
Friday, September 30.....	22
Awards.....	35
Product Theaters.....	43
Exhibitors.....	47
Narrated Presentations.....	53
Surgical Videos.....	57
Posters.....	60
ASOPRS Society Details	
Leadership.....	81
Past Presidents.....	82
Program Abstract Reviewers.....	83
CME Subcommittee.....	83
ASOPRS Members.....	84
Reciprocal Societies.....	97
ASOPRS Foundation Donors.....	98

**VIEW THE NARRATED PRESENTATIONS,
PDF POSTERS AND SURGICAL VIDEOS**



USERNAME:

The email you registered with

PASSWORD:

2022Fall

Or go to: <https://www.meetingfiles.com/event/asoprs>

CORPORATE SPONSOR

A Special **THANK YOU** to

**Allergan Aesthetics,
an AbbVie Company**

For sponsorship of the ASOPRS Reception



PROGRAM AT A GLANCE

Wednesday, September 28

3 – 5 pm Registration – 4th Floor Exhibit Hall

Thursday, September 29

6:45 am – 5 pm Registration – 4th Floor Exhibit Hall

6:45 – 8 am Breakfast with Exhibitors – 4th Floor Exhibit Hall

7 – 7:30 am Eggs with Experts: Aesthetics & Thyroid Eye Disease – 4th Floor Exhibit Hall

7:30 – 8 am YASOPRS Eye Openers: Rapid Fire Cases and Presentations – Grand/State Ballroom

8 am – 12:08 pm **General Session** – Grand/State Ballroom

8:03 – 8:54 am Eyelid Session

8:54 – 9:48 am Aesthetics Session

9:48 – 10:18 am Break with Exhibitors – 4th Floor Exhibit Hall

10:18 – 11:13 am Featured Speakers: **Pamela Mayne Correia and Cpl. Jean Nault**
About Face: Forensic Anthropological Applications in Facial Reconstructions of Unidentified Human Remains

11:13 am – 12:08 pm Practice Management, Ethics, Diversity, and Social Justice Session

12:08 – 1:08 pm **YASOPRS LUNCH SESSION** (Non-CME) – Empire (Lobby Level)
SASOPRS Pearls for Clinical Success

12:08 – 1:08 pm **PRODUCT THEATER** (Non-CME) – Adams (6th Floor)
FCI Innovations in Oculoplastic Surgery
Presented by FCI Ophthalmics

12:08 – 1:08 pm **PRODUCT THEATER** (Non-CME) – Monroe (6th Floor)
Navigating Treatment Access in Thyroid Eye Disease (TED): A Case-based Discussion of Starting Patients on TEPEZZA® (teprotumumab-trbw)
Presented by Horizon Therapeutics

12:08 – 1:08 pm **PRODUCT THEATER** (Non-CME) – Grant Park (6th Floor)
Tax Reduction, Asset Protection & Benefit Planning
Presented by OJM Group

12:08 – 1:08 pm General Attendee Lunch (Non-CME) – 4th Floor Exhibit Hall

1:08 – 2:15 pm **General Session** – Grand/State Ballroom

1:08 – 1:33 pm Henry I. Baylis Cosmetic Surgery Award Lecture:
Julie A. Woodward
The Psychology, Brain Physiology, and Philosophy of Aesthetic Medicine

1:33 – 2:15 pm Marvel in Aesthetic Trade Secrets

2:15 – 3:15 pm FEATURING! SPECIAL INTEREST GROUP BREAKOUT SESSIONS

M&M – Grand/State Ballroom

Orbit – Adams (6th Floor)

Aesthetics – Empire (Lobby Level)

Reconstructions and Revisions – Monroe (6th Floor)

Tumor Board – Grant Park (6th Floor)

3:15 – 3:45 pm Break with Exhibitors – 4th Floor Exhibit Hall

3:45 – 5:30 pm **General Session** – Grand/State Ballroom

3:45 – 4:39 pm Lacrimal Session

Thursday, September 29 (continued)

4:39 – 5:25 pm Thyroid Eye Disease Session I

5:30 – 7 pm **ASOPRS Reception** – 4th Floor Exhibit Hall
Sponsored by Allergan Aesthetics, an AbbVie Company

Friday, September 30

6:45 am – 4 pm Registration – 4th Floor Exhibit Hall

6:45 – 8 am Breakfast with Exhibitors – 4th Floor Exhibit Hall

7 – 7:30 am Eggs with Experts: Eyelid Reconstruction & Corneal Neurotization – 4th Floor Exhibit Hall

7:30 – 8 am YASOPRS Eye Openers: Rapid Fire Cases and Presentations – Grand/State Ballroom

8 – 9:45 am **General Session** – Grand/State Ballroom

8:01 – 9:08 am Orbit Session

9:08 – 9:45 am ASOPRS Foundation Update and Michael J. Hawes Lecture
John Siebert, MD
Changes in Cutaneous Gene Expression after Microvascular Free Tissue Transfer in Parry-Romberg Syndrome

9:45 – 10:45 am **ASOPRS Business Meeting** – Grand/State Ballroom
(All members are invited and encouraged to attend) (Non-CME)

10:45 – 11:15 am Break with Exhibitors – 4th Floor Exhibit Hall

11:15 am – 12 pm **General Session** – Grand/State Ballroom

11:15 am – 12 pm Thyroid Eye Disease Session II

12 – 1 pm **SASOPRS LUNCH SESSION** (Non-CME) – Empire (Lobby Level)
Transitioning into Retirement: How to Start, How to Make it Smart

12 – 1 pm **YASOPRS Roundtables** (Non-CME) – Millennium Parlor (6th Floor)

12 – 1 pm **PRODUCT THEATER** (Non-CME) – Hancock Parlor (6th Floor)
Ultra-Thick Amniotic Membrane for Ophthalmic and Oculoplastic Indications
Presented by BioTissue

12 – 1 pm **PRODUCT THEATER** (Non-CME) – Grant Park (6th Floor)
The AART™ of GAIN: Education on the Galderma Aesthetic Injectable Portfolio
Presented by Galderma

12 – 1 pm **PRODUCT THEATER** (Non-CME) – Monroe (6th Floor)
Keys to Lawsuit Prevention, License Protection and Tax Savings
Presented by Legally Mine

12 – 1 pm General Attendee Lunch and Trivia Tournament! (Non-CME) – 4th Floor Exhibit Hall

1 – 4:30 pm **General Session** – Grand/State Ballroom

1 – 2:03 pm Oncology Session

2:03 – 2:50 pm TOP GUNS: Eyelid Surgical Academy

2:50 – 3:20 pm Break with Exhibitors – 4th Floor Exhibit Hall

3:20 – 4:05 pm Pediatrics Session

4:05 – 4:20 pm ASOPRS Thesis Presentations

4:20 – 4:30 pm ASOPRS Awards Session

4:30 pm General Session Adjourns



FEATURED FACULTY

Pamela Mayne Correia & Cpl. Jean Nault

Thursday, September 29

10:18 – 11:13 am: *About Face: Forensic Anthropological Applications in Facial Reconstructions of Unidentified Human Remains*



Pamela Mayne Correia completed her M.A. at the University of Alberta. She is an academic at the University of Alberta Anthropology Department. Her research interests are in the area of the analysis of cremated human skeletal material, trauma analysis, bone taphonomy and the identification of human remains using traditional histological methods. She is Curator for the three museum collections managed by the Department of Anthropology. Pamela provides the core courses and instruction in forensic anthropology. She was the Chair of the Anthropology/Medical/Odontology Section of the Canadian Society of Forensic Sciences for 10 years. Since 2014 Ms. Mayne Correia has been on the editorial board for the Canadian Society of Forensic Sciences Journal. Over the past 15 years she has participated in the repatriation of five groups of human remains to their descendants. She is a consulting forensic anthropologist for the Office of the Chief Medical Examiner and has contributed to numerous cases for the RCMP, Medical Examiner, and Archaeological Survey since 1989. As part of this work, Mayne Correia is involved in the Missing Children/Persons and Unidentified Human Remains Project in Alberta, as well as ongoing identification of human remains.



Cpl. Jean Nault obtained a Bachelor of Fine Arts degree from the University of Alberta and became a member of the Royal Canadian Mounted Police (RCMP) in 1997. He obtained training in Forensic Facial Identification from the FBI at the FBI Academy in Quantico, Virginia in 2005 and additional training from Karen T. Taylor between 2007 to the present in composite drawing, post-mortem drawing, age-progression, 2D facial reconstruction and 3D facial reconstruction. Jean is currently posted in the Missing Persons/ Unidentified Human Remains unit within the Serious Crimes Branch.

Jean is married to Nicole, an RN who specializes in community/public health. They live on the outskirts of Edmonton, Alberta, Canada with their three sons and one very energetic Westie.

John Siebert, MD

Friday, September 30

9:15 – 9:45 am: ASOPRS Foundation Michael J. Hawes Lecture:

Changes in Cutaneous Gene Expression after Microvascular Free Tissue Transfer in Parry-Romberg Syndrome



John Siebert, MD graduated for University of Wisconsin School of Medicine in 1981. He did his general surgery residency at Massachusetts General Hospital from 1981 to 1986. He then did his Plastic Surgery residency and a microsurgery fellowship at New York University from 1986 to 1989. He was on faculty at NYU in Plastic Surgery and served as director of the Microsurgery Fellowship and Chief of Plastic Surgery at Bellevue Hospital while on staff at NYU and Manhattan Eye, Ear and Throat Hospital along with New York Eye and Ear Infirmary for 20 years. He has been a professor at UW since 2007 and has had an Endowed Chair Professorship since 2015.

He has written over 80 papers in peer reviewed journals as well as 20 chapters in Plastic Surgical textbooks. He has presented at 172 invited lectureships, international and national Plastic Surgical meetings as well as visiting professorships. He has received numerous awards in Plastic Surgery including three James Barrett Brown awards by the American Association of Plastic Surgeons in 1991, 1998 and 2021 for the best contribution to Plastic Surgery literature that year.



GENERAL INFORMATION



Symposium Objectives

- To provide a forum for presentation of new concepts, ideas, techniques, and research in functional and aesthetic reconstructive oculofacial plastic surgery
- To discuss current practice management techniques and coding methods, access to care, safety, and professionalism in oculoplastic surgery
- To illustrate new advancements in medical and surgical management of orbital and eyelid tumors and inflammations
- To provide an update on the advancing field of oculoplastic surgery
- To allow ample time for discussion with experts of oculofacial and reconstructive surgery in a collegial atmosphere

Continuing Medical Education

Continuing Medical Education information and Financial Disclosures can be found in the 2022 Fall Scientific Symposium Syllabus.

Meeting Evaluation/CME Certificate

A link to an evaluation will be provided to attendees after the meeting via email. Please complete the evaluation in its entirety. You will have an opportunity to download a CME certificate once you have completed the evaluation. Your feedback is carefully considered when planning future meetings. Thank you in advance for helping ASOPRS improve our Fall Scientific Symposium.

Education Disclaimer

Registrants for this symposium understand that medical and scientific knowledge is constantly evolving and that the views and techniques of the instructors are their own and may reflect innovations and opinions not universally shared. The views and techniques of the instructors are not necessarily those of ASOPRS but are presented in this forum to advance scientific and medical education. ASOPRS disclaims any and all liability arising out the information presented in this meeting. Registrants also understand that operating rooms and health care facilities present inherent dangers and as such they shall confirm to all proper medical practices and procedures for the treatment of patients for whom no medical history is available.



GENERAL INFORMATION



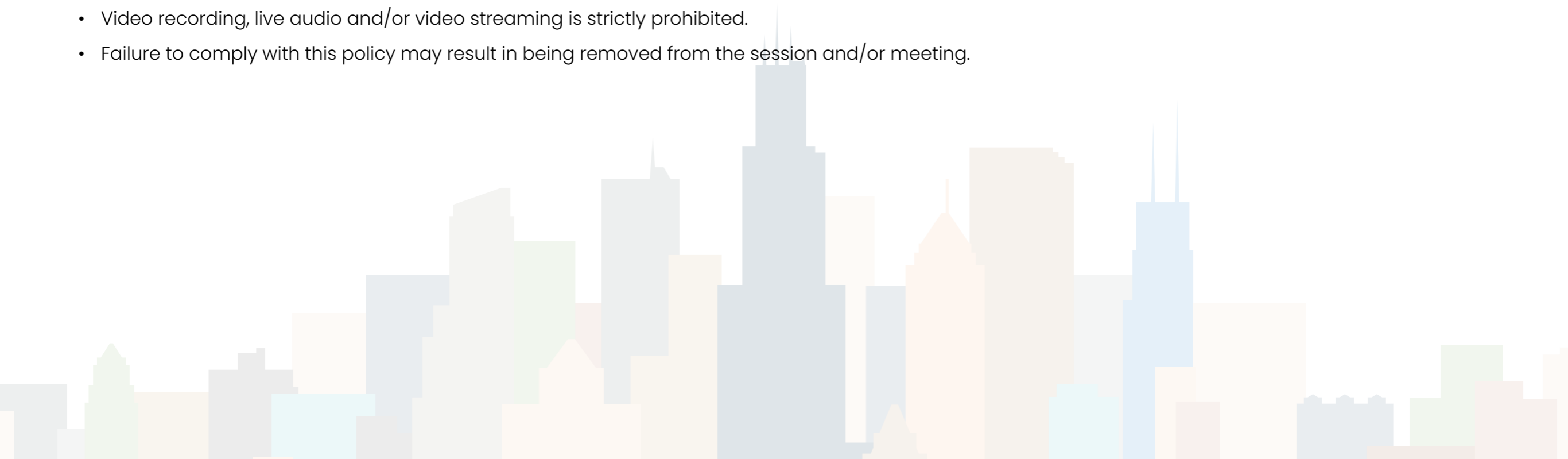
Industry Disclaimer

Industry promotional opportunities, including but not limited to tradeshow and lunch & learns, are provided for informational purposes. ASOPRS does not undertake to verify the claims of, or assess the products or services offered by, any company presenting during ASOPRS' meetings, nor does ASOPRS' receipt of a fee from, and provision of space to, such companies constitute an endorsement or recommendation by ASOPRS. Attendees must make their own independent judgments as to the advisability of entering into a business transaction.

Photography and Social Media Policy

ASOPRS' policy for the use of photography and social media at the Scientific Symposium is intended to strike a balance between the needs of scientists, physicians and other health care professionals, patients and advocates for the latest oculofacial plastics information and the needs of presenters to protect their proprietary content from unauthorized use.

- Non-flash photography is allowed for personal, social or noncommercial use.
- Respect presenters who state they do not want their slides and/or content shared on social media.
- Attendees taking photos must do so in a non-disruptive manner so as not to disturb the presenter and other attendees.
- Slides with patient faces or other identifiable information cannot be shared on social media due to HIPAA regulations.
- Video recording, live audio and/or video streaming is strictly prohibited.
- Failure to comply with this policy may result in being removed from the session and/or meeting.



6:45 – 8 am **Breakfast with Exhibitors (Non-CME)** *4th Floor Exhibit Hall*

7 – 7:30 am **Eggs with Experts/Breakfast Round Tables (Non-CME)** *4th Floor Exhibit Hall*
 Aesthetics: John J. Martin
 Thyroid Eye Disease: Michael Kazim

YASOPRS EYE OPENERS – RAPID FIRE CASES AND PRESENTATIONS

Grand/State Ballroom

Moderators: Emily S. Charlson and Thomas E. Johnson

7:30 – 7:31 am **Introduction of Session**

7:31 – 7:34 am **Cutaneous Mucormycosis involving the Eyelid Treated with Subcutaneous Liposomal Amphotericin B Injections**
 Loreley Smith^{1,2,3}, Meleha Ahmad³, Davin Ashraf^{3,4}, Seanna Grob³, M. Reza Vagefi³
¹The Pacific Center for Oculofacial and Aesthetic Plastic Surgery, San Francisco, California, United States, ²Ophthalmology, California Pacific Medical Center, San Francisco, California, United States, ³Ophthalmology, University of California San Francisco, San Francisco, California, United States, ⁴Ophthalmology, Oregon Health and Science University, Portland, Oregon, United States

7:34 – 7:37 am **A Growing Concern: Thyroid Eye Disease Activation following COVID-19 Vaccination**
 Peter Kally^{1,2}, Truman Silvasi², Thai Do^{1,2,3}, Robert Beaulieu^{1,2,3}, Alon Kahana^{4,2,5}, Dianne Schlachter^{6,2,5}
¹Consultants in Ophthalmic and Facial Plastic Surgery, Southfield, Michigan, United States, ²Beaumont Eye Institute, Royal Oak, Michigan, United States, ³Kresge Eye Institute, Detroit, Michigan, United States, ⁴Kahana Oculoplastic Surgery, PLLC, Ann Arbor, Michigan, United States, ⁵Oakland University William Beaumont School of Medicine, Rochester, Michigan, United States, ⁶Consultants in Ophthalmic and Facial Plastic Surgery, PC, Southfield, Michigan, United States

7:37 – 7:40 am **The Enhanced Value of Sensitive Neuro-Ophthalmic Clinical Parameters for Guiding Therapeutics in Spheno-Orbital Meningiomas**
 Ann Tran^{1,2}, Arpita Maniar¹, Andrea Tooley^{1,3}, Victoria North¹, Michael Sisti⁴, Michael Kazim¹
¹Oculoplastic and Orbital Surgery, Columbia University Irving Medical Center, New York, New York, United States, ²Ophthalmology, University of Illinois Chicago Eye and Ear Infirmary, Chicago, Illinois, United States, ³Ophthalmology, Mayo Clinic, Rochester, Minnesota, United States, ⁴Neurosurgery, Columbia University Irving Medical Center, New York, New York, United States

7:40 – 7:43 am **Endoscopic Transorbital Approach to Skull Base Lesions: A Case Series**
 Clara Men¹, Tracy Lu¹, Ragini Phansalkar¹, Karam Asmaro², Juan Fernandez-Miranda², Andrea Kossler¹
¹Byers Eye Institute, Palo Alto, California, United States, ²Stanford University, Palo Alto, California, United States

7:43 – 7:46 am

Exoscopes: A New Standard in Orbital Surgery?

Jonathan E. Lu, Michael K. Yoon

Department of Ophthalmology, Ophthalmic Plastic Surgery, Massachusetts Eye and Ear, Boston, Massachusetts, United States

7:46 – 8 am

Questions and Discussion

8 – 9:48 am

GENERAL SESSION *Grand/State Ballroom*

8 – 8:03 am

Welcome

Cat N. Burkat, MD, FACS, ASOPRS Program Chair

Eric A. Steele, MD, ASOPRS Fall Meeting Program Co-Chair

EYELID SESSION

Moderators: Eric M. Hink and Kathryn P. Winkler

8:03 – 8:04 am

Introduction of Session

8:04 – 8:11 am

SHP2 Is Enriched in Eyelid Specimens of Rosacea

Apoorv Chebolu¹, Ramon Bossardi¹, Alejandro Adam¹, Edward Wladis^{1,2}

¹Lions Eye Institute, Department of Ophthalmology, Albany Medical College, Albany, New York, United States, ²Department of Otolaryngology, Albany Medical College, Albany, New York, United States

8:11 – 8:18 am

Prognostic Factors for Local Recurrence, Metastasis, and Survival in Korean Patients with Eyelid Sebaceous Carcinoma

Yeong A Choi, Ho-Seok Sa, Min Kyu Yang

Ophthalmology, Asan Medical Center, Seoul, Korea, Republic of

8:18 – 8:25 am

The Hatchet Flap for Eyelid and Midfacial Reconstruction: Results from My First 50 Cases

Philip Custer, Robi Maamari

John F Hardesty, MD Department of Ophthalmology and Visual Sciences, Washington University School of Medicine in St Louis, St Louis, Missouri, United States

8:25 – 8:32 **Preparing the Ocular Surface for Boston Keratoprosthesis Type 1 via En Bloc Minor Salivary Gland Transplantation in End-Stage Stevens-Johnson Syndrome**
 Ragini Phansalkar¹, Andrea Kossler²
¹Stanford University School of Medicine, Stanford, California, United States, ²Oculoplastic Surgery & Orbital Oncology, Byers Eye Institute at Stanford University, Stanford, California, United States

8:32 – 8:39 am **Systemic Tranexamic Acid in Upper Blepharoplasty**
 Natalie Homer^{1,2}, Pouriska Kivanany³, Matthew De Nier¹, Ivan Vrcek⁴
¹Ophthalmology, University of California Davis, Sacramento, California, United States, ²Ophthalmology, Stanford University, Byers Eye Institute, Palo Alto, California, United States, ³Texas A&M University, College Station, Texas, United States, ⁴Dallas, Texas, United States

8:39 – 8:46 am **Blue Scrub Lid Retraction – Changes in Eyelid Position on the Day of Surgery**
 Laurence Ducker, MD¹, Caroline Halbach, MD^{2,3}, Amber Piazza, MS⁴, Raneem Rajjoub, MD³, Ali Mokhtarzadeh, MD³, Andrew Harrison, MD³
¹Department of Ophthalmology and Visual Neurosciences, University of Minnesota, Minneapolis, Minnesota, United States, ²Department of Ophthalmology and Visual Neurosciences, Medical Eye Associates, Waukesha, Wisconsin, United States, ³Department of Ophthalmology and Visual Neurosciences, University of Minnesota, Minneapolis, Minnesota, United States, ⁴University of Minnesota School of Medicine, Minneapolis, Minnesota, United States

8:46 – 8:54 am **Questions and Discussion**

AESTHETIC SESSION

Moderators: Guy Ben J. Simon and Catherine J. Hwang

8:54 – 8:55 am **Introduction of Session**

8:55 – 9:02 am **Results of Small-Incision Subperiosteal Brow Lift in Male Patients with or without Endoscopic Visualization**
 Jonathan Buttram^{1,2}, Cherilyn Palochak^{3,4}, Wesley Brundridge^{5,4}, Christopher DeBacker¹, David Holck¹
¹EyePlasTX, San Antonio, Texas, United States, ²United States Army Medical Command, Fort Sam Houston – JBSA, Texas, United States, ³Department of Ophthalmology, Wilford Hall Ambulatory Surgical Center, Lackland AFB – JBSA, Texas, United States, ⁴San Antonio Uniformed Services Health Education Consortium, Fort Sam Houston – JBSA, Texas, United States, ⁵Department of Ophthalmology, Brooke Army Medical Center, Fort Sam Houston – JBSA, Texas, United States

9:02 – 9:09 am **The Impact of Weight Loss on Globe Position and Periocular Features**
 Stefania Diniz¹, Daniel Rootman², Antonio Augusto Cruz¹, Val Lambros², Erik Dutson², Sheila Cecchetti¹, Robert Goldberg²
¹Brasília, Brazil, ²Los Angeles, California, United States

9:09 – 9:16 am

Comparison of Opioid Sparing Post-Operative Pain Management vs. Standard of Care in Oculofacial Plastic Surgery

Monica Ray¹, Donovan Reed¹, Angelina Detmers¹, Tanuj Nakra^{1,2}

¹TOC Eye and Face, Austin, Texas, United States, ²Department of Ophthalmology, Dell Medical School – University of Texas Austin, Austin, Texas, United States

9:16 – 9:23 am

Aging in Thyroid Eye Disease: Analysis Using a Deep Learning Algorithm

Jason Strawbridge¹, Kelsey Roelofs², Daniel Rootman², Robert Goldberg², Justin Karlin²

¹Ophthalmology, David Geffen School of Medicine, University of California Los Angeles, Los Angeles, California, United States, ²Ophthalmology, Division of Orbital and Ophthalmic Plastic Surgery, Doheny and Stein Eye Institutes, University of California Los Angeles, Los Angeles, California, United States

9:23 – 9:30 am

A Simulated Model Exhibiting Retrograde Vascular Occlusion with Facial Fillers

Gabriel Scott¹, Sri Meghana Konda¹, S. Tammy Hsu¹, Alexander Rivkin², Konstantin Frank³, John Fezza⁴, Julie Woodward¹

¹Ophthalmology, Duke University Medical Center, Durham, North Carolina, United States, ²Westside Aesthetics, Los Angeles, California, United States, ³Department for Hand, Plastic and Aesthetic Surgery, Ludwig – Maximilians University, Munich, Germany, ⁴Center for Sight, Sarasota, Florida, United States

9:30 – 9:37 am

Unique Periocular Filler Complications and How to Manage Them

Morris Hartstein¹, Francesco P. Bernardini², Shirin Hamed-Azzam³

¹Ophthalmology, Shamir Medical Center, Raanana, Israel, ²Oculoplastica Bernardini, Genoa, Italy, ³Ophthalmology, Poriya Hospital, Nazeret, Israel

9:37 – 9:48 am

Questions and Discussion

9:48 – 10:18 am

Break with Exhibitors (Non-CME) 4th Floor Exhibit Hall

10:18 am – 12:08 pm

GENERAL SESSION

Grand/State Ballroom

FEATURED SPEAKERS

“About Face”: Forensic Anthropological Applications in Facial Reconstructions of Unidentified Human Remains

Moderator: Don O. Kikkawa

10:18-10:21 am

Introduction of Pamela Mayne Correia and Cpl. Jean Nault

Cat N. Burkat

10:21 – 10:41 am

Development of the Osteobiography from the Cranium

Pamela Mayne Correia

10:41 – 11:01 am

3D Reconstruction of Individual for Publication

Jean Nault

11:01 – 11:13 am

Questions and Discussion

PRACTICE MANAGEMENT, ETHICS, DIVERSITY & SOCIAL JUSTICE

Moderators: Jill S. Melicher Larson and Sean Paul

11:13 – 11:14 am

Introduction of Session

11:14 – 11:21 am

Analysis of the Readability and Accountability of Online Patient Education Materials Related to Common Oculoplastics Diagnoses and Treatments

Samuel Cohen, Andrea Kossler

Stanford University School of Medicine, Stanford, California, United States

11:21-11:28 am

Superior-64 Visual Field Testing using Virtual Reality with and without Eye-Tracking for Functional Upper Eyelid Surgery Evaluation

Annika Patel¹, Wendy Lee², Hounsh Munshi², Ta Chen Chang², David Tse², Brian Tse²

¹*Bascom Palmer Eye Institute, University of Miami Miller School of Medicine, Miami, Florida, United States*, ²*Bascom Palmer Eye Institute, Miami, Florida, United States*

11:28 – 11:35 am

Evaluation of Depression and Anxiety in a Diverse Population with Thyroid Eye Disease Using the Nationwide NIH All of Us Database

Tonya Lee¹, Bharanidharan Radha-Saseendrakumar^{2,3}, Arash Delavar¹, Gordon Ye¹, Michelle Ting⁴, Nicole Topilow⁴, Bobby Korn⁴, Don Kikkawa⁴, Sally Baxter^{3,2}, Catherine Liu⁴

¹Shiley Eye Institute, University of California San Diego, La Jolla, California, United States, ²UCSD Health Department of Biomedical Informatics, University of California San Diego, La Jolla, California, United States, ³Division of Ophthalmology Informatics and Data Science, UC San Diego Viterbi Family Department of Ophthalmology, La Jolla, California, United States, ⁴Division of Oculofacial Plastic and Reconstructive Surgery, UC San Diego Viterbi Family Department of Ophthalmology, La Jolla, California, United States

11:35 – 11:42 am

Oral Sedation Anesthesia Protocol for In-Office Oculoplastic Surgery

Jordan Conger¹, Michael Burnstine², Steven Dresner², Christopher Lo², Yao Wang², David Samimi²

¹USC Roski Eye Institute & Eyestetica, Los Angeles, United States, ²Los Angeles, California, United States

11:42 – 11:49 am

Time-Driven Activity Based Costing Analysis of Upper Eyelid Surgery

Arulita Gupta¹, Katharine S. Dempsey¹, Sean T. Berkowitz¹, Louise A. Mawn¹, Shriji N. Patel¹, Vikram Tiwari²

¹Department of Ophthalmology and Visual Sciences, Vanderbilt University Medical Center, Nashville, Tennessee, United States, ²Department of Anesthesiology, Vanderbilt University Medical Center, Nashville, Tennessee, United States

11:49 – 11:56 am

Cost-Effectiveness Analysis of Posterior Blepharoptosis, Ectropion, and Entropion Surgeries Performed in an Operating Room versus an Office Procedure Room

Ethan Osias, Mario Cale, Pallavi Singh, Daniel Rootman

Division of Orbital and Ophthalmic Plastic Surgery, Jules Stein Eye Institute, Los Angeles, California, United States

11:56 Am – 12:08 pm

Questions and Discussion

12:08 – 1:08 pm

LUNCH OPTIONS

YASOPRS LUNCH SESSION (Non-CME) Empire (Lobby Level)

SASOPRS Pearls for Clinical Success

Moderators: Kyle J. Godfrey and Nathan W. Blessing

12:08 – 12:13 pm

Introduction of Session

12:13 – 12:23 pm

My Three Best Pieces of Clinical Advice – Simeon A. Lauer

12:23 – 12:33 pm

Dealing with Poor Outcomes, Disappointed Patients – Yoash R. Enzer

12:33 – 12:43 pm

The Overfilled Face – Jane J. Olson

12:43 – 1:08 pm

Questions and Discussion

PRODUCT THEATER (Non-CME) *Adams (6th Floor)*

FCI Innovations in Oculoplastic Surgery

Presented by FCI Ophthalmics

PRODUCT THEATER (Non-CME) *Monroe (6th Floor)*

Navigating Treatment Access in Thyroid Eye Disease (TED):

A Case-based Discussion of Starting Patients on TEPEZZA® (teprotumumab-trbw)

Presented by Horizon Therapeutics

PRODUCT THEATER (Non-CME) *Grant Park (6th Floor)*

Tax Reduction, Asset Protection & Benefit Planning

Presented by OJM Group

General Attendee Lunch (Non-CME) *4th Floor Exhibit Hall*

1:08 – 2:15 pm

GENERAL SESSION *Grand/State Ballroom*

HENRY I. BAYLIS COSMETIC SURGERY AWARD LECTURE

Moderator: Eric A. Steele

1:08 – 1:10 pm

Introduction of the Henry I. Baylis Award Lecturer: Julie A. Woodward

Eric A. Steele

1:10 – 1:26 pm

The Psychology, Brain Physiology, and Philosophy of Aesthetic Medicine

Julie A. Woodward

1:26 – 1:32 pm

Questions and Discussion

1:32 – 1:33 pm

Presentation of the Henry I. Baylis Cosmetic Surgery Award

MARVEL IN AESTHETIC TRADE SECRETS

Moderators: Kenneth E. Morgenstern and Kristin J. Tarbet

1:33 – 1:34 pm

Introduction of Session

1:34 – 1:39 pm

Pedicle Fat Flap versus Minced Free Fat Graft Technique in Trans Conjunctival Lower Blepharoplasty

Mohsen Kashkouli, Nasser Karimi, Hossein Ghahvehchian, Shayesteh Enayatollahi, Parya Abdolalizadeh
Eye, Iran University of Medical Sciences, Tehran, Iran, Islamic Republic Of

1:39 – 1:40 pm

Moderator Commentary

1:40 – 1:45 pm

Cosmetic Outcomes of Epicanthoplasty for Epicanthus Tarsalis

Adel Alsuhaibani
King Saud University, Riyadh, Saudi Arabia

1:45 – 1:46 pm

Moderator Commentary

1:46 – 1:51 pm

A Novel Buccal Fat Pad Resection Technique to Enhance Results of Facelift Surgery Avoiding Traditional Intraoral Incisions

Don Julian De Silva
The Centre, London, United Kingdom

1:51 – 1:52 pm

Moderator Commentary

1:52 – 1:57 pm

Use of a New Thermo-Mechanical Device to Deliver Topical Tetracycline for the Treatment of Festoons

Morris Hartstein¹, Ofir Artzi²
¹Ophthalmology, Shamir Medical Center, Raanana, Israel, ²Dermatology, Sourasky Hospital, Tel Aviv, Israel

1:57 – 1:58 pm

Moderator Commentary

1:58 – 2:03 pm

Pre-Aponeurotic Fat Advancement Pedicle for Correction of Upper Eyelid Sulcus Volume Asymmetry

Jordan Conger¹, Margaret Leslie Pfeiffer², Christopher Lo³, David Samimi³
¹USC Roski Eye Institute & Eyesthetica, Los Angeles, California, United States, ²Dallas, Texas, United States, ³Los Angeles, California, United States

2:03 – 2:04 pm

Moderator Commentary

2:04 – 2:15 pm

Questions and Discussion

2:15 – 3:15 pm

FEATURING! SPECIAL INTEREST GROUP BREAKOUT SESSIONS

Moderators will present rapid-fire cases and topics in addition to the cases listed.

M&M Special Interest Group Breakout *Grand/State Ballroom*

Moderator: Michael T. Yen

Facilitators: Lilangi Ediriwickrema, Robert C. Kersten, and Eva Chou

Case Reviews:

Treatment of Refractory Orbital Myositis with Intravenous Immunoglobulin

Marissa Shoji¹, Sharef Fawzi¹, Kambiz Ameli¹, Elana Oberstein², Sara Wester¹

¹Ophthalmology, Bascom Palmer Eye Institute, Miami, Florida, United States, ²Endocrinology, University of Miami, Miami, Florida, United States

Teprotumumab-Related Cutaneous Hypersensitivity Reactions

Liane Dallalzadeh¹, Michelle Ting¹, Nicole Topilow¹, Shira Robbins², Catherine Liu¹, Cat Burkat³, Bobby Korn^{1,4}, Don Kikkawa^{1,4}

¹Division of Oculofacial Plastic and Reconstructive Surgery, Viterbi Family Department of Ophthalmology, Shiley Eye Institute, UC San Diego, La Jolla, California, United States, ²Division of Pediatric Ophthalmology and Adult Strabismus, Viterbi Family Department of Ophthalmology, Shiley Eye Institute, UC San Diego, La Jolla, California, United States, ³Division of Ophthalmic Facial Plastic Surgery, Department of Ophthalmology and Visual Sciences, University of Wisconsin Madison, Madison, Wisconsin, United States, ⁴Division of Plastic and Reconstructive Surgery, Department of Surgery, UC San Diego, La Jolla, California, United States

The Use of a Tarso-Conjunctival Flap with Sclero-keratoplasty in Scleromalacia: A Case Series

Jordan Miller¹, Akhila Alapati¹, David Morcos¹, Jason Sokol², Kenneth Goins³

¹Ophthalmology, University of Kansas, Kansas City, Missouri, United States, ²Oculoplastic, University of Kansas, Kansas City, Missouri, United States, ³Cornea, University of Kansas, Kansas City, Missouri, United States

Orbit Special Interest Group Breakout *Adams (6th Floor)*

Moderator: Richard C. Allen

Facilitators: Louise A. Mawn, Shannath L. Merbs and Michael E. Migliori

Case Review:

Recurrent Orbital Cavernous Hemangioma Causing Severe Proptosis and Irreversible Vision Loss

Narmien Haddad Murdock¹, Timothy Goblirsch¹, Karine Shebaclou¹, Tyler Geshay¹, Viraj Mehta^{2,1}

¹Ophthalmology, MedStar Georgetown University Hospital, Washington, D.C., District of Columbia, United States, ²Washington Eye Physicians & Surgeons, Chevy Chase, Maryland, United States

Aesthetics Special Interest Group Breakout *Empire (Lobby Level)*

Moderator: Kenneth E. Morgenstern

Facilitators: Ramzi Alameddine, John J. Martin, and Kristin J. Tarbet

Reconstructions and Revisions Special Interest Group Breakout *Monroe (6th Floor)*

Moderator: M. Reza Vagefi

Facilitators: David B. Samimi, Rona Z. Silkiss, Bobby S. Korn, and Lisa D. Mihora

Tumor Board Special Interest Group Breakout *Grant Park Parlor (6th Floor)*

Moderator: Bita Esmaeli

Facilitators: Elizabeth A. Bradley, Edward J. Wladis, and Hakan Demirci

Case Review:

Pembrolizumab, a PD-1 Immune Check Point Inhibitor, Monotherapy for Advanced Ocular Sebaceous Carcinoma

Hakan Demirci¹, Victor Elner¹, F Yesim Demirci², Dan Robinson³, Yi-Mi Wu³, Arul Chinnaiyan³, Frank Worden⁴

¹Department of Ophthalmology and Visual Sciences, Kellogg Eye Center, University of Michigan, Ann Arbor, Michigan, United States,

²School of Public Health, University of Pittsburgh, Pittsburgh, Pennsylvania, United States, ³Department of Translational Pathology,

University of Michigan, Ann Arbor, Michigan, United States, ⁴Rogel Cancer Center, University of Michigan, Ann Arbor, Michigan, United States

3:15 – 3:45 pm

Break with Exhibitors (Non-CME) *4th Floor Exhibit Hall*

3:45 – 5:30 pm

GENERAL SESSION

Grand/State Ballroom

LACRIMAL SESSION

Moderators: Krista Stewart and Andrea L. Kossler

3:45 – 3:46 pm

Introduction to Session

3:46 – 3:53 pm

Lacrimal Gland Targeted Therapies for Refractory Epiphora: Quantitative Changes in Gland Activity

Swati Singh^{1,2}, Mohammad Javed Ali³

¹Ophthalmic Plastic Surgery Services, LV Prasad Eye Institute, Hyderabad, India, ²Centre for Ocular Regeneration, LV Prasad Eye Institute, Hyderabad, India, ³Govindram Seksaria Institute of Dacryology, LV Prasad Eye Institute, Hyderabad, India

3:53 – 4 pm

Rebamipide Ophthalmic Suspension Improves Outcomes of Lacrimal Stent Intubation for Primary Acquired Nasolacrimal Duct Obstruction (PANDO) Complicated with Chronic Dacryocystitis

Yohei Sato¹, Masashi Mimura^{2,1,3}, Yasushi Fujita¹, Tomoyuki Kashima⁴

¹Department of Oculoplastic and Reconstructive Surgery, Oculofacial Clinic Osaka, Osaka, Japan, ²Department of Ophthalmology, Hyogo Medical University, Nishinomiya, Japan, ³Department of Ophthalmology, Toho University Sakura Medical Center, Sakura, Other, ⁴Department of Oculoplastic and Reconstructive Surgery, Oculofacial Clinic Tokyo, Tokyo, Japan

4 – 4:07 pm

Effect of Artificial Tears on Radioactive Iodine Activity in the Tears of Patients Treated with Radioactive Iodine Therapy for Thyroid Carcinoma

Irene T. Lee¹, Jared V. Grice², Xiangyu Ji³, Qingxia Chen³, Lindsay A. Bischoff⁴, Aaron C. Jessop⁵, Behin Barahimi¹, Francois Codere⁶, Louise A. Mawn¹, Rachel K. Sobel¹

¹Department of Ophthalmology, Vanderbilt University Medical Center, Nashville, Tennessee, United States, ²Department of Radiology, Vanderbilt University Medical Center, Nashville, Tennessee, United States, ³Department of Biostatistics, Vanderbilt University Medical Center, Nashville, Tennessee, United States, ⁴Department of Endocrinology, Vanderbilt University Medical Center, Nashville, Tennessee, United States, ⁵Department of Nuclear Medicine, Vanderbilt University Medical Center, Nashville, Tennessee, United States, ⁶Department of Ophthalmology, University of Montreal, Montreal, Canada

4:07 – 4:14 pm

Comparison of Success Rate of 3-Snip Punctoplasty vs Punctal Dilation with Mini-Monocanalicular Stent for Acquired Punctal Stenosis: A Prospective Randomized, Single Blinded, Clinical Trial

Giannis A. Moustafa, Roman Shinder

Department of Ophthalmology, SUNY Downstate Medical Center, Brooklyn, New York, United States

4:14 – 4:21 pm

Nasolacrimal Duct Mucosectomy

Masashi Mimura^{1,2,3}, Yasushi Fujita², Yohei Sato², Tomoyuki Kashima⁴

¹Department of Ophthalmology, Hygo Medical University, Nishinomiya, Japan, ²Department of Oculoplastic and Reconstructive Surgery, Oculofacial Clinic Osaka, Osaka, Japan, ³Department of Ophthalmology, Toho University Sakura Medical Center, Sakura, Japan,

⁴Department of Oculoplastic and Reconstructive Surgery, Oculofacial Clinic Tokyo, Tokyo, Japan

4:21 – 4:28 pm

Canalicular Complications in Post-Cataract Surgery Patients Receiving Dexamethasone Intracanalicular Implant

Amy Huang, Ryan Larochelle, G. Conner Nix, Jennifer Patnaik, Alexandra Levitt, Eric Hink

Sue Anschutz-Rodgers Eye Center, Department of Ophthalmology, University of Colorado, Aurora, Colorado, United States

4:28 – 4:39 pm

Questions and Discussion

THYROID EYE DISEASE SESSION I

Moderators: Ali Mokhtarzadeh and Nicole Langelier

4:39 – 4:40 pm

Introduction to Session

4:40 – 4:47 pm

Clinical Practice Patterns for Thyroid Eye Disease in the Biologic Era

Nicole J Topilow¹, Michelle A Ting¹, Jin Sook Yoon^{2,3}, Catherine Y Liu¹, Bobby S Korn¹, Don O Kikkawa¹

¹Oculoplastic Surgery, University of California San Diego, San Diego, California, United States, ²University of California San Diego, San Diego, California, United States, ³Oculoplastic Surgery, Yonsei University, Seoul, Korea, Republic of

4:47 – 4:54 pm

Comparison of Commercial Treatment Cost and Quality-of-Life Impact of Thyroid Eye Disease Therapies

Tracy J Lu¹, Shreya A Shah¹, Michael D Yu¹, Susan Hiniker², Laurence Baker³, Chrysoula Dosiou⁴, Andrea L Kossler¹

¹Ophthalmology, Stanford University School of Medicine, Palo Alto, California, United States, ²Radiation Oncology, Stanford Cancer Institute, Palo Alto, California, United States, ³Stanford Institute for Economic Policy Research, Palo Alto, California, United States,

⁴Endocrinology, Stanford University School of Medicine, Palo Alto, California, United States

4:54 – 5:01 pm

A Comparison of Proptosis Reduction with Teprotumumab vs Surgical Decompression Based on Fat-to-Muscle Ratio in Thyroid Eye Disease

Michelle Ting¹, Nicole Topilow¹, Lilangi Ediriwickrema², Jin Sook Yoon³, Catherine Y Liu¹, Bobby S Korn¹, Don O Kikkawa¹

¹University of California San Diego, La Jolla, California, United States, ²University of California Irvine, Irvine, California, United States,

³Severance Hospital, Institute of Vision Research, Yonsei University College of Medicine, Seoul, Korea, Republic of

5:01 – 5:08 pm

Menstrual Changes and Amenorrhea in Thyroid Eye Disease Patients Treated with Teprotumumab

Anna Kozlova¹, Lauren N. DeMaria¹, Victoria S. North^{1,2}, Maria D. Garcia^{1,2}, Eleanore T. Kim³, Irina Belinsky³

¹Ophthalmology, New York University, New York, New York, United States, ²Ophthalmology, Manhattan Eye, Ear and Throat Hospital, Northwell Health, New York, New York, United States, ³Ophthalmology, New York University, New York, New York, United States

5:08 – 5:15 pm

Orbital Triamcinolone Acetate Injections in the Treatment of Thyroid Eye Disease

Peter Kally^{1,2}, Kevin Eid³, Thai Do^{1,2,4}, Dianne Schlachter^{1,2,3}, Alon Kahana^{5,2,3}

¹Consultants in Ophthalmic and Facial Plastic Surgery, P.C., Southfield, Michigan, United States, ²Ophthalmology, Beaumont Eye Institute, Royal Oak, Michigan, United States, ³Oakland University William Beaumont School of Medicine, Rochester, Michigan, United States, ⁴Ophthalmology, Kresge Eye Institute, Detroit, Michigan, United States, ⁵Kahana Oculoplastic Surgery, PLLC, Ann Arbor, Michigan, United States

5:15 – 5:25 pm

Questions and Discussion

5:30 – 7 pm



ASOPRS
Reception

4th Floor Exhibit Hall

All are welcome to attend; no RSVP required

Sponsored by

Allergan Aesthetics, an AbbVie Company

6:45 – 8 am **Breakfast with Exhibitors (Non-CME)** *4th Floor Exhibit Hall*

7 – 7:30 am **Eggs with Experts/Breakfast Round Tables (Non-CME)** *4th Floor Exhibit Hall*
 Eyelid Reconstruction: Don O. Kikkawa
 Corneal Neurotization: Michael T. Yen

YASOPRS EYE OPENERS – RAPID FIRE CASES AND PRESENTATIONS

Grand/State Ballroom

Moderators: Ashley Campbell and Pete Setabutr

7:30 – 7:31 am **Introduction of Session**

7:31 – 7:34 am **An Orbital Manifestation of VEXAS Syndrome**

Yash Vaishnav¹, Anagha Lokhande², Spandana Jarmale², Jamie Schaefer¹
¹Ophthalmology, Brown University, Providence, Rhode Island, United States, ²The Warren Alpert Medical School of Brown University, Providence, Rhode Island, United States

7:34 – 7:37 am **Risks Factors Associated with the Development of Orbital Varices**

Maria D. Garcia, Victoria S. North, Michael Kazim
Ophthalmology, Columbia University Irving Medical Center, New York, New York, United States

7:37 – 7:40 am **Surgical Management of Sphenoid Wing Meningiomas: Focus on Orbital Reconstruction and Ki67 Index**

Makayla McCoskey^{1,2}, Brian Nahed^{3,4}, Michael Yoon^{5,2}
¹Ophthalmic Plastic Surgery, Mass Eye and Ear, Boston, Massachusetts, United States, ²Ophthalmology, Harvard Medical School, Boston, Massachusetts, United States, ³Neurosurgery, Mass General Hospital, Boston, Massachusetts, United States, ⁴Neurosurgery, Harvard Medical School, Boston, Massachusetts, United States, ⁵Oculoplastic Surgery, Mass Eye and Ear, Boston, Massachusetts, United States

7:40 – 7:43 am **Does It Last? Long-Term Onabotulinum Toxin A Injections for Benign Essential Blepharospasm**

Peter Kally^{1,2}, Konstantinos Koustas³, Max Livingston¹, Dianne Schlachter^{1,2,3}
¹Consultants in Ophthalmic and Facial Plastic Surgery, Southfield, Michigan, United States, ²Beaumont Eye Institute, Royal Oak, Michigan, United States, ³Oakland University William Beaumont School of Medicine, Rochester, Michigan, United States

7:43 – 7:46 am

The Use of ICG in Oculoplastic and Reconstructive Surgery

Ann Tran^{1,2,3}, Royce Park¹, Dan Lee¹, Sruti Akella¹, Victoria North^{4,3}, Lauren DeMaria³, Andrea Tooley^{5,4}, Richard Lisman^{4,3}

¹Ophthalmology, University of Illinois Eye & Ear Infirmary, Chicago, Illinois, United States, ²Ophthalmology, Manhattan Eye, Ear, and Throat Hospital, New York, New York, United States, ³Ophthalmology, NYU Langone Health, New York, New York, United States, ⁴Ophthalmology, Manhattan Eye, Ear, and Throat Hospital, Northwell Health, New York, New York, United States, ⁵Ophthalmology, Mayo Clinic, Rochester, Minnesota, United States

7:46 – 7:49 am

Optical Coherence Tomography Angiography in Compressive Optic Neuropathy

Blake Snyder¹, Alexander Vu², Machel Wilson³, Allison Liu^{1,4}, Natalie Homer^{1,5}

¹Ophthalmology, UC Davis, Sacramento, California, United States, ²UC Department of Veteran's Affairs, Mather, California, United States, ³Epidemiology and Biostatistics, UC Davis, Sacramento, California, United States, ⁴Neurology, UC Davis, Sacramento, California, United States, ⁵Stanford University, Byers Eye Institute, Palo Alto, California, United States

7:49 – 8 am

Questions and Discussion

8 – 9:45 am

GENERAL SESSION *Grand/State Ballroom*

8 – 8:01 am

Welcome

Cat N. Burkat, MD, FACS, ASOPRS Program Chair
Eric A. Steele, ASOPRS Fall Meeting Program Co-Chair

ORBIT SESSION

Moderators: Evan H. Black and Femida Kherani

8:01 – 8:02 am

Introduction of Session

8:02 – 8:09 am

Virtual Reality and Simulation in Orbital Surgery Training

Sudarshan Srivatsan, Daniel K. Lee, Sruti S. Akella, Ann Q. Tran, Vinay K. Aakalu, Pete Setabutr
Ophthalmology, University of Illinois Eye and Ear Infirmary, Chicago, Illinois, United States

8:09 – 8:16 am

Early Debridement and Topical Clindamycin in the Management of Periorbital Necrotizing Fasciitis

Raul Hernandez Rubio DO¹, Jaqueline Carrasco MD², Jan Ulloa Padilla MD³, Charles Kim MD³, Mary Stefanyszyn MD³, Alison Watson MD³, Michael Rabinowitz MD³, Robert Penne MD², Jonathan Yi MD⁴, Matthew Zhang MD³

¹Ophthalmology, Philadelphia College of Osteopathic Medicine, Philadelphia, Pennsylvania, United States, ²Oculoplastic Surgery, Will's Eye Hospital, Philadelphia, Pennsylvania, United States, ³Philadelphia, Pennsylvania, United States, ⁴Bellingham, Washington, United States

8:16 – 8:23 am

Retrobulbar Amphotericin Injection in Mucormycosis: An Imaging-Based Algorithm for Case Selection

Akshay Gopinathan Nair^{1,2,3}, Tarjani Vivek Dave⁴

¹Ophthalmic Plastic Surgery & Ocular Oncology Services, Advanced Eye Hospital and Institute, Navi Mumbai, India, ²Ophthalmology, Lokmanya Tilak Municipal Medical College & General Hospital, Mumbai, India, ³Ophthalmic Plastic Surgery and Ocular Oncology Services, R Jhunjhunwala Sankara Eye Hospital, Panvel, Navi Mumbai, India, ⁴Ophthalmic Plastic Surgery Services, L V Prasad Eye Institute, Hyderabad, India

8:23 – 8:30 am

The Role of Orbital Catheters as an Adjunctive Treatment in Invasive Fungal Rhino-Orbital Sinusitis

Carisa E. Bohnak¹, Behin Barahimi², Louise A. Mawn², Rachel K. Sobel²

¹Vanderbilt University Medical Center, Nash, Tennessee, United States, ²Department of Ophthalmology, Vanderbilt University Medical Center, Nashville, Tennessee, United States

8:30 – 8:37 am

Globe Intussusception Following Orbital Trauma: A Case Series and Literature Review

Akruti Desai¹, Gautam Dendukuri², Milind Naik¹

¹Ophthalmic Plastic Surgery, LV Prasad Eye Institute, Hyderabad, Hyderabad, India, ²Maxillofacial Surgery Service, LV Prasad Eye Institute, Hyderabad, Hyderabad, India

8:37 – 8:44 am

External Compressive Ischemic Orbitopathy – A Rising Clinical Entity

Benjamin Ghiam, Brian Liu, Jose Echegaray, Mark Prendes

Department of Ophthalmology, Case Western Reserve University, Cleveland, Ontario, United States

8:44 – 8:51 am

Allograft Adipose Matrix for the Anophthalmic Socket: Initial Experience and Clinical Outcomes

Sarah Avila, Adam de la Garza, Ted Wojno, Hee Joon Kim

Ophthalmology, Emory University School of Medicine, Atlanta, Georgia, United States



PROGRAM

FRIDAY, SEPTEMBER 30

- 8:51 – 8:58 am **Forensic Facial Identification; Age Progression Drawings of Missing Persons with Consideration to Facial Features and Medical Conditions**
Cpl. Jean Nault
- 8:58 – 9:08 am **Questions and Discussion**

ASOPRS FOUNDATION UPDATE AND MICHAEL J. HAWES LECTURE

Moderator: Philip L. Custer

- 9:08 – 9:11 am **ASOPRS Foundation Update**
John B. Holds, ASOPRS Foundation Board Chair
- 9:11 – 9:13 am **Lecture Dedication to Daniel P. Schaefer**
Kathleen F. Archer
- 9:13 – 9:15 am **Introduction of ASOPRS Foundation Michael J. Hawes Lecturer: Dr. Siebert**
Cat N. Burkat
- 9:15 – 9:35 am **Changes in Cutaneous Gene Expression after Microvascular Free Tissue Transfer in Parry-Romberg Syndrome**
John Siebert, MD
- 9:35 – 9:45 am **Questions and Discussion**

9:45 – 10:45 am



ASOPRS
Business Meeting

AND INTERNATIONAL ASSOCIATE NEW MEMBER INDUCTIONS (Non-CME)

Grand/State Ballroom

(All members are invited and encouraged to attend the Business Meeting)

10:45 – 11:15 am

Break with Exhibitors (Non-CME) *4th Floor Exhibit Hall*

11:15 am – 12 pm

GENERAL SESSION

Grand/State Ballroom

THYROID EYE DISEASE SESSION II

Moderators: Morris E. Hartstein and Alison Callahan

11:15 – 11:16 am

Introduction of Session

11:16 – 11:23 am

Artificial Intelligence Model to Screen Computed Tomography (CT) Imaging for Thyroid Eye Disease

Jonathan Lu¹, Lisa Lin¹, Paul Zhou², Soomin Jeon³, Synho Do³, N. Grace Lee¹

¹Massachusetts Eye and Ear, Boston, Massachusetts, United States, ²Harvard Medical School, Boston, Massachusetts, United States,

³Massachusetts General Hospital, Boston, Massachusetts, United States

11:23 – 11:30 am

Clinical and Demographic Predictors of Buccal Fat Pad Volume in Thyroid Eye Disease

Mario Cale, Ethan Osias, Stefania Diniz, Pallavi Singh, Daniel Rootman

Division of Orbital and Ophthalmic Plastic Surgery, Jules Stein Eye Institute, Los Angeles, California, United States

11:30 – 11:37 am

Initial Results of Teprotumumab for Thyroid Eye Disease–Related Strabismus

Liane Dallalzadeh¹, Mansoor Movaghar², Catherine Liu¹, Shira Robbins², Bobby Korn^{1,3}, David Granet², Don Kikkawa^{1,3}

¹Division of Oculofacial Plastic and Reconstructive Surgery, Viterbi Family Department of Ophthalmology, Shiley Eye Institute, UC San Diego, La Jolla, California, United States, ²Division of Pediatric Ophthalmology and Adult Strabismus, Viterbi Family Department of

Ophthalmology, Shiley Eye Institute, UC San Diego, La Jolla, California, United States, ³Division of Plastic Surgery, Department of Surgery,

UC San Diego, La Jolla, California, United States

11:37 – 11:44 am

Reduction in Extraocular Muscle Cross-Sectional Area Following Teprotumumab for Thyroid Eye Disease

Edith R. Reshef¹, Marcela Marsiglia², Karim Bouhadjer³, Carolina A. Chiou¹, Katherine L. Reinshagen³, Suzanne K. Freitag¹

¹Department of Ophthalmology, Ophthalmic Plastic Surgery, Massachusetts Eye and Ear, Boston, Massachusetts, United States,

²Department of Radiology, Massachusetts General Hospital, Boston, Massachusetts, United States, ³Department of Radiology,

Massachusetts Eye and Ear, Boston, Massachusetts, United States

11:44 – 11:51 am

Diplopia Recurrence After Teprotumumab: Volumetric Extraocular Muscle Analysis in Two Cases

Bryan Winn¹, Meleha Ahmad¹, Mohammad Matthew Fakhri², Amanda Miller¹, Nailyn Rasool³, Seanna Grob¹, M. Reza Vagefi¹, Robert Kersten¹

¹Department of Ophthalmology, University of California San Francisco, San Francisco, California, United States, ²Department of

Radiology, University of California San Francisco, San Francisco, California, United States, ³Department of Neuro-ophthalmology,

University of California San Francisco, San Francisco, California, United States

11:51 am – 12 pm

Questions and Discussion

12 – 1 pm

LUNCH OPTIONS

SASOPRS Lunch Session (Non-CME) *Empire (Lobby Level)*

Transitioning into Retirement: How to Start, How to Make it Smart

12 – 12:05 pm

Introduction to Session

12:05 – 12:13 pm

How Do I Maximize My Retirement Plan? – William P. Mack

12:13 – 12:21 pm

When is the Right Time to Retire? – Kathleen M. Duerksen

12:21 – 12:29 pm

Retirement Do's and Don'ts – Mark R. Levine

12:29 – 12:37 pm

How is Retirement? – Michael Patipa

12:37 – 1 pm

Questions and Discussion

YASOPRS Round Tables (Non-CME) *Millennium Parlor (6th Floor)*

A Young ASOPRS (YASOPRS) is an official ASOPRS member who has 8 years or less experience after graduation from an ASOPRS accredited fellowship, or alternatively, satisfies the Category II membership requirements and has 8 years or less experience after fellowship graduation. Fellows-in-Training in an ASOPRS-accredited fellowship were also invited to participate.

Coding – Nicholas R. Mahoney and Gary J. Lelli

Tear Trough Filler – Nicole Langelier and Maryam Nazemzadeh

Dealing with Unhappy Patients – Robert A. Goldberg and John J. Martin

Social Media & Online Reputation Management – Anne Barmettler and Ramzi Alameddine

Cosmetics in an Academic Practice – Jeremiah P. Tao and Andrea L. Kossler

Setting Up a Practice – Srinivas S. Iyengar and Bradford W. Lee

Global Opportunities – Parag D. Gandhi and Pete Setabutr

PRODUCT THEATER (Non-CME) *Hancock Parlor (6th Floor)*

Ultra-Thick Amniotic Membrane for Ophthalmic and Oculoplastic Indications

Presented by BioTissue

PRODUCT THEATER (Non-CME) *Grant Park (6th Floor)*

The AART™ of GAIN: Education on the Galderma Aesthetic Injectable Portfolio

Presented by Galderma

PRODUCT THEATER (Non-CME) *Monroe (6th Floor)*

Keys to Lawsuit Prevention, License Protection and Tax Savings

Presented by Legally Mine

General Attendee Lunch + Trivia Tournament! (Non-CME) *4th Floor Exhibit Hall*

1 – 2:50 pm

GENERAL SESSION

Grand/State Ballroom

ONCOLOGY SESSION

Moderators: Matthew G. Vicinanza and Erin M. Shriver

1 – 1:01 pm

Introduction to Session

1:01 – 1:08 pm

Immunotherapy for Locally Advanced Squamous Cell Carcinoma with Perineural Invasion in the Orbit

Oded Sagiv¹, Jeremy Goldfarb², Guy J. Ben Simon¹, Iris Gluck³, Lorena Gomez-Bolanos⁴, Sharia Hernandez⁴, Renata Ferrarotto⁵, Bitá Esmaeli⁶

¹The Goldschleger Eye Institute, Sheba Medical Center, Tel Hashomer, Israel, affiliated to the Sackler Faculty of Medicine, Tel Aviv University, Tel Aviv, Israel, ²Orbital Oncology and Ophthalmic Plastic Surgery, Department of Plastic Surgery, The University of Texas MD Anderson Cancer Center, Houston, Texas, United States, ³Oncology institute, Sheba Medical Center, Tel-Hashomer, Israel, affiliated to the Sackler Faculty of Medicine, Tel Aviv University, Tel Aviv, Israel, ⁴Department of Translational Molecular Pathology, The University of Texas MD Anderson Cancer Center, Houston, Texas, United States, ⁵Department of Head and Neck Medical Oncology, The University of Texas MD Anderson Cancer Center, Houston, Texas, United States, ⁶Orbital Oncology and Ophthalmic Plastic Surgery, Department of Plastic Surgery, The University of Texas MD Anderson Cancer Center, Houston, Texas, United States

1:08 – 1:15 pm

NUT Carcinoma of the Left Orbit

Meredith Horacek¹, Marie Somogyi², David Yoo¹

¹Ophthalmology, Loyola University Medical Center, Maywood, Illinois, United States, ²Ophthalmology, University of Texas at Austin Dell Medical School, Austin, Texas, United States

1:15 – 1:22 pm

Neoadjuvant Therapy for Locally Advanced Lacrimal Sac/Nasolacrimal Duct Carcinomas

Jeremy Goldfarb¹, Jiawei Zhao¹, Lorena Gomez Bolanos², Sharia Hernandez², Bitá Esmaeli¹

¹Oncology & Ophthalmic Plastic Surgery, MD Anderson Cancer Center, Houston, Texas, United States, ²Department of Translational Molecular Pathology, MD Anderson Cancer Center, Houston, Texas, United States

1:22 – 1:29 pm

Apoptotic Markers in Lacrimal Gland Adenoid Cystic Carcinoma after Intra-Arterial Chemotherapy and Globe-Sparing Surgery

Marissa Shoji¹, Acadia Moeyersoms², Qikai Wang², Vincent Tang³, Rayan Abou Khzam³, Sander Dubovy³, Daniel Pelaez³, David Tse¹

¹Ophthalmology, Bascom Palmer Eye Institute, Miami, Florida, United States, ²University of Miami, Miller School of Medicine, Miami, Florida, United States, ³Bascom Palmer Eye Institute, Miami, Florida, United States

1:29 – 1:36 pm

Prospective Phase II Trial of Ultra Low Dose Radiation Therapy for Indolent Lymphoma of the Orbit

Jiawei Zhao¹, Chelsea Pinnix², Jeremy Goldfarb¹, Jillian Gunther², Bouthaina Dabaja², Penny Fang², Susan Wu², Loretta Nastoupil³, Bitá Esmaeli¹

¹*Orbital Oncology & Ophthalmic Plastic Surgery, Department of Plastic Surgery, The University of Texas MD Anderson Cancer Center, Houston, Texas, United States,* ²*Department of Radiation Oncology, The University of Texas MD Anderson Cancer Center, Houston, United States,* ³*Department of Lymphoma - Myeloma, The University of Texas MD Anderson Cancer Center, Houston, United States,*

1:36 – 1:43 pm

Pembrolizumab as an Alternative to Orbital Exenteration in Metastatic Orbital Melanoma

Aravindh Nirmalan, Andrea Tooley

Ophthalmology, Mayo Clinic, Rochester, Minnesota, United States

1:43 – 1:50 pm

Predictive Value of Apparent Diffusion Coefficient in Distinguishing Malignant Orbital Lesions

Sudarshan Srivatsan¹, Sruti S. Akella¹, Burce Ozgen², Joe George³, Sasha Kravets⁴, Ann Q. Tran¹, Pete Setabutr¹

¹*Ophthalmology, University of Illinois Eye and Ear Infirmary, Chicago, Illinois, United States,* ²*Radiology, University of Illinois in Chicago Hospital Health Sciences System, Chicago, Illinois, United States,* ³*Medical School, University of Illinois College of Medicine at Chicago, Chicago, Illinois, United States,* ⁴*Division of Epidemiology and Biostatistics, School of Public Health, University of Illinois at Chicago, Chicago, Illinois, United States*

1:50 – 2:03 pm

Questions and Discussion

TOP GUNS: EYELID SURGICAL ACADEMY

Academy Instructors/Moderators: Andrew R. Harrison and Nicholas R. Mahoney

2:03 – 2:05 pm

Introduction to Session

2:05 – 2:10 pm

Single Stage Differential Template Technique for the Repair of Orbitotemporal Neurofibromatosis and Severe Blepharoptosis in Adults

Milind Naik, Varshitha Vasanthapuram, Anamika Joshi

Ophthalmic Plastic Surgery, LV Prasad Eye Institute, Hyderabad, Hyderabad, India

2:10 – 2:15 pm

Taco Tarsus: Postoperative Tarsal Buckling Following Levator Aponeurosis Advancement in Patients with Floppy Eyelid Syndrome

Celestine Gregerson¹, Raymond Cho²

¹Department of Ophthalmology and Visual Sciences, The Ohio State University Wexner Medical Center and The Ohio State University Comprehensive Cancer Center – James Cancer Hospital and Solove Research Institute, Columbus, Ohio, United States, ²Department of Ophthalmology and Visual Sciences, The Ohio State University Wexner Medical Center and The Ohio State University Comprehensive Cancer Center – James Cancer Hospital and Solove Research Institute, Columbus, Ohio, United States

2:15 – 2:16 pm

Moderator Commentary

2:16 – 2:21 pm

Lower Eyelid Suspension Using Autologous Tendon Sling: The Mayo Clinic Experience

Ahmed Sheikh, Elizabeth Bradley

¹Oculoplastic and Orbital Surgery, Mayo Clinic, Rochester, Minnesota, United States

2:21 – 2:26 pm

Buccal Fat Pedicle Flap for Severe Lower Lid Cicatricial Retraction

Brian Willoughby¹, Aaron Liddell², Robert Fante¹

¹Eye, University of Colorado, Denver, Colorado, United States, ²Colorado oral surgery, Denver, Colorado, United States

2:26 – 2:27 pm

Moderator Commentary

2:27 – 2:32 pm

Outcomes of Centrally Based Tarsconjunctival Pedicle Flap Reconstruction versus Laterally Based Tarsconjunctival Pedicle Flap Reconstruction for Large Full Thickness Lower Eyelid Defects

Zvi Gur¹, Alison Chan², Michelle Ting³, Catherine Liu⁴, Bobby Korn⁴, Don Kikkawa⁴

¹Department of Ophthalmology, Hadassah Medical Organization, Jerusalem, Israel, ²Department of Ophthalmology, UC San Diego, La Jolla, California, United States, ³Division of Oculofacial Plastic and Reconstructive Surgery, Viterbi Family Department of Ophthalmology, UC San Diego Shiley Eye Institute, La Jolla, California, United States, ⁴Division of Oculofacial Plastic and Reconstructive Surgery, Viterbi Family Department of Ophthalmology, UC San Diego Shiley Eye Institute, Division of Oculofacial Plastic and Reconstructive Surgery, Viterbi Family Department of Ophthalmology, UC San Diego Shiley Eye Institute, La Jolla, California, United States

2:32 – 2:37 pm

Bridged Tarsconjunctival Rotational Flap and Lateral Canthoplasty in Second Stage Modified Hughes Reconstruction for Lateral Lower Eyelid Defects

Ji Kwan Park^{1,2,3}, Hui Bae Harold Lee^{1,2,3}

¹Oculofacial Plastic and Orbital Surgery, Indianapolis, Indiana, United States, ²Ascension St. Vincent Hospital, Indianapolis, Indiana, United States, ³Department of Ophthalmology, Indiana University School of Medicine, Indianapolis, Indiana, United States

2:37 – 2:38 pm

Moderator Commentary

2:38 – 2:50 pm

Questions and Discussion

2:50–3:20 pm

Break with the Exhibitors (Non-CME) *4th Floor Exhibit Hall*

2:50 – 4:30 pm

GENERAL SESSION *Grand/State Ballroom*

PEDIATRICS SESSION

Moderators: Christine Nelson and Gregory Griepentrog

3:20 – 3:21 pm

Introduction to Session

3:21 – 3:28 pm

Outcome of Primary Monocanalicular Stent Placement in Pediatric Down’s Syndrome Patients with Congenital Nasolacrimal Obstruction

Daphna Landau Prat¹, Christiana Munroe², Karen Revere³, Lama Khatib⁴, Peiyong Hua⁵, Gui-Shuang Ying⁶, Gil Binenbaum³, William Katowitz³

¹Department of Ophthalmology, Goldschleger Eye Institute, Sheba Medical Center, Tel Hashomer, Israel, ²Division of Ophthalmology, The Children’s Hospital of Philadelphia, Philadelphia, Pennsylvania, United States, ³The Division of Ophthalmology, The Children’s Hospital of Philadelphia, Philadelphia, Pennsylvania, United States, ⁴Pediatric Ophthalmology, UPMC Children’s Hospital of Pittsburgh, Pittsburgh, Pennsylvania, United States, ⁵Biostatistics, Columbia University, New York, New York, United States, ⁶Center for Preventative Ophthalmology and Biostatistics, Perelman School of Medicine, The University of Pennsylvania, Philadelphia, Pennsylvania, United States

3:28 – 3:35 pm

The Influence of Orbital Architecture on Strabismus in Craniofacial Disorders

Tonya Lee¹, Nicole Topilow², Michelle Ting², Divya Bolar³, Bobby Korn², Don Kikkawa², Jolene Rudell⁴, Catherine Liu²

¹Shiley Eye Institute, University of California San Diego, La Jolla, California, United States, ²Division of Oculofacial Plastic and Reconstructive Surgery, UC San Diego Viterbi Family Department of Ophthalmology, La Jolla, California, United States, ³Department of Radiology, University of California San Diego, La Jolla, California, United States, ⁴Division of Pediatric Ophthalmology & Eye Alignment Disorders, UC San Diego Viterbi Family Department of Ophthalmology, La Jolla, California, United States

3:35 – 3:42 pm

Outcome of Silicone Sling Frontalis Suspension in Isolated Uncomplicated Congenital Ptosis vs. Complicated Ptosis

Daphna Landau Prat¹, Cindy Zhao², Meera Ramakrishnan², Karen Revere², William Katowitz², James Katowitz²

¹Division of Ophthalmology, The Goldschleger Eye Institute, Sheba Medical Center, Tel Hashomer, Israel, ²Division of Ophthalmology, The Children’s Hospital of Philadelphia, Philadelphia, Pennsylvania, United States

3:42 – 3:49 pm

Surgical Management of a Rare Case of Ablepharon with Underlying SMOC1 Mutation

Jenny Dohlman, Alexandra Elliott

Ophthalmology, Boston Children's Hospital, Boston, Massachusetts, United States

3:49 – 3:56 pm

The Effectiveness, Safety, and Tolerability of the Nictavi™ Tarsus Patch in Managing Lagophthalmos in Children and Adolescents

Sarah Guo¹, Melinda Chang², Mark Borchert², Sandy Zhang-Nunes³, Jessica Chang³, Angeline Nguyen²

¹Keck School of Medicine of USC, Los Angeles, California, United States, ²Ophthalmology, Children's Hospital Los Angeles, Los Angeles, California, United States, ³Ophthalmology, Keck Hospital of USC, Los Angeles, California, United States

3:56 – 4:05 pm

Questions and Discussion

ASOPRS THESIS SESSION

Moderator: Ron W. Pelton

4:05 – 4:06 pm

Introduction of Marvin H. Quickert Thesis Award Candidate Presentations

Ron W. Pelton, Thesis Committee Chair

4:06 – 4:10 pm

Factors Affecting Opsin Expression: Shedding Light on the Role of Opsins in Skin Regeneration

Emily Li^{1,2}, Christopher Chambers³, Nicholas Diaz³, Leona Ding³, Matthew Zhang³, Ethan Buhr³

¹Wilmer Eye Institute, Johns Hopkins Hospital, Baltimore, Maryland, United States, ²Ophthalmology, University of Washington, Seattle, Washington, United States, ³Seattle, Washington, United States

4:10 – 4:14 pm

Using Optical Coherence Tomography to Optimize Mohs Micrographic Surgery

Sruti S. Akella¹, Jenna Lee², Julia May³, Sasha Kravets^{1,4}, Vassilios Dimitropoulos², Maria Tsoukas², Rayyan Manwar⁵, Pete Setabutr¹, Kamran Avanaki¹

¹Ophthalmology, University of Illinois Eye and Ear Infirmary, Chicago, Illinois, United States, ²Dermatology, University of Illinois-Chicago, Chicago, Illinois, United States, ³School of Medicine, University of Illinois-Chicago, Chicago, Illinois, United States, ⁴Division of Epidemiology and Biostatistics, University of Illinois-Chicago, Chicago, Illinois, United States, ⁵Biomedical Engineering, University of Illinois, Chicago, Illinois, United States

4:14 – 4:18 pm

Updates in Treatment of Pediatric Orbital Rhabdomyosarcoma: A Review for the Oculofacial and Orbital Surgeon

Lauren Maloley^{1,2}, Smith Ann Chisholm^{1,3}

¹Section of Orbital and Ophthalmic Plastic Surgery, Department of Ophthalmology, Medical College of Wisconsin, Milwaukee, Wisconsin,

²Barnet Dulaney Perkins Eye Center, Phoenix, Arizona, ³Section of Pediatric Ophthalmology, Department of Ophthalmology, Children's Hospital of Wisconsin, Milwaukee, Wisconsin

4:18 – 4:20 pm

Marvin H. Quickert Thesis Award Presentation

Presented by Ron W. Pelton, Thesis Committee Chair

4:20 – 4:30 pm



Introduction – ASOPRS Awards Presentations

Keith D. Carter, Awards Committee Chair

Robert H. Kennedy Presidential Award – Robert G. Fante

Presented by Jennifer A. Sivak-Callcott, ASOPRS President

Bartley R. Frueh Award for Best YASOPRS Presentation

Presented by the ASOPRS Foundation Board of Trustees

Wendell Hughes Lecture Award – Bitia Esmaeli

Presented by Keith D. Carter

4:30 pm

Adjourn

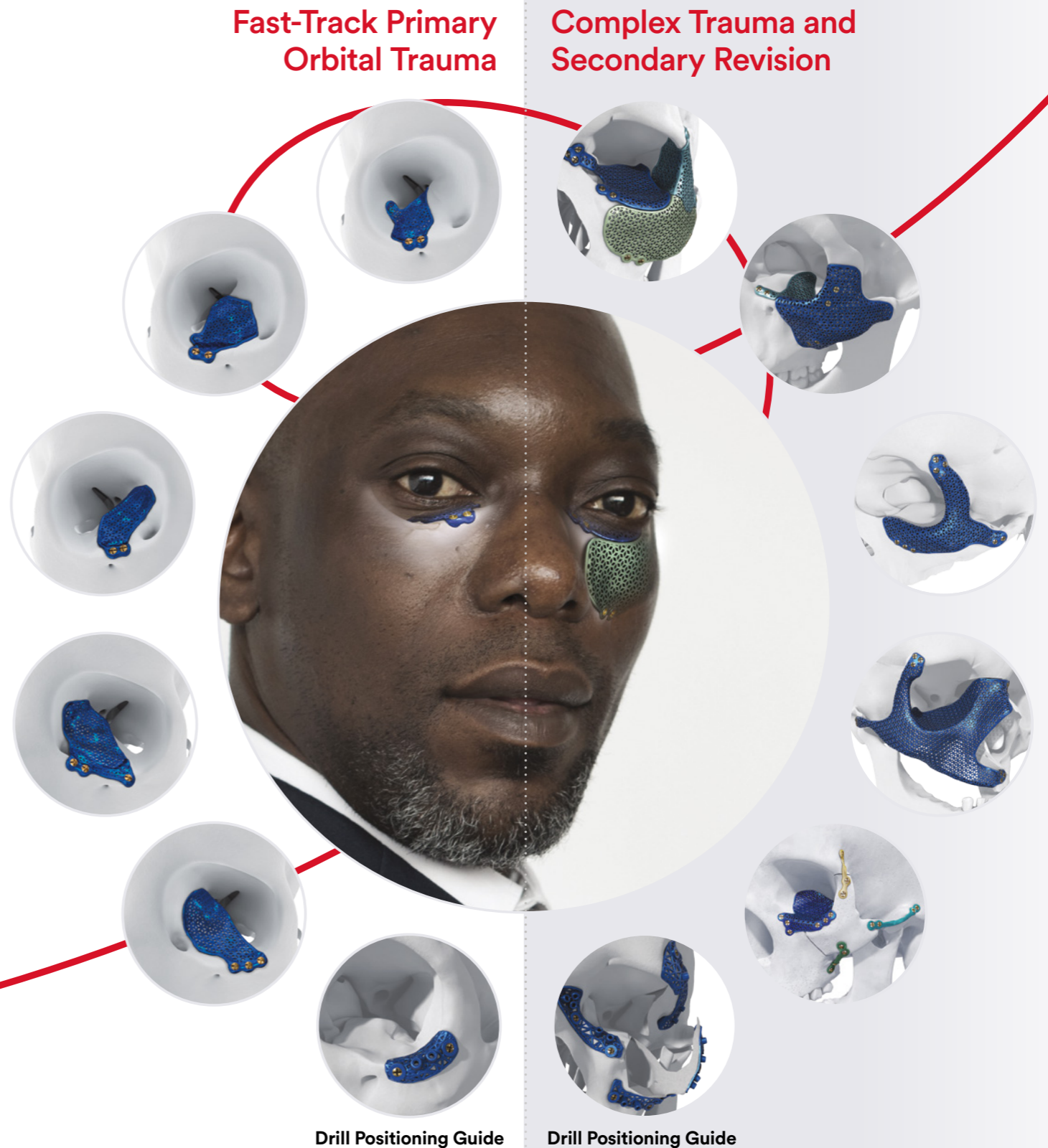
The Future is Now – TRUMATCH Personalized Titanium 3D Printed Orbital Implants

Craft your patient's personalized
solution for their orbital fracture

Patient Specific Orbital Implant Design Ensures:

- Your orbital implants are **designed for the uniqueness of the defect** and patient's anatomy
- Shape and size of the implant will **match your surgical approach** to facilitate implant placement
- Implants are designed to **avoid critical soft tissue structures**, including nerves¹
- Optimized screw positions to **minimize implant palpability**

The Future is Now: Titanium 3D Printed Implants
are available to be used for your patient's orbital
trauma and reconstruction today.





AWARDS



Marvin H. Quickert Thesis Award

The Marvin H. Quickert Thesis Award is an honorary award given annually for the most outstanding thesis chosen from those submitted by candidates seeking membership in ASOPRS during the current year.

The recipient of the Marvin H. Quickert Thesis Award will be announced during the Thesis Session at 4:18 pm on Friday, September 30, 2022.

The candidates for this year's Marvin H. Quickert Award are

Emily Li for the paper *"Factors affecting opsin expression: Shedding light on the role of opsins in skin regeneration"*

Sruti S. Akella for the paper *"Using Optical Coherence Tomography to Optimize Mohs Micrographic Surgery"*

Lauren Maloley for the paper *"Updates in Treatment of Pediatric Orbital Rhabdomyosarcoma: A Review for the Oculofacial and Orbital Surgeon"*

The Bartley R. Frueh Award for Best YASOPRS Presentation

Named in memory of ASOPRS Past President, Dr. Bartley Frueh, the ASOPRS Foundation will award the Bartley R. Frueh Award for Best YASOPRS Presentation. Oral presentations are evaluated for the award, which is generously sponsored by the ASOPRS Foundation. Only presenters who meet the definition of YASOPRS (inducted member who has 8 years or less experience after graduation from an ASOPRS accredited fellowship, or alternatively, satisfies the Category II requirements of membership and has 8 years or less experience after fellowship graduation) and Fellows-in-Training in an ASOPRS-accredited fellowship are eligible for the award.

The recipients of the Bartley R. Frueh Award for Best YASOPRS Presentation will be announced during the Awards Session at 4:20 pm on Friday, September 30, 2022.





AWARDS



Robert H. Kennedy Presidential Award

Named in memory of ASOPRS 2007 President, Robert H. Kennedy, MD, PhD, this award is presented to the Society's Immediate Past President in recognition of their devotion, leadership, and ongoing service to the Society.

The recipient of this year's Robert H. Kennedy Presidential Award is Robert G. Fante.



Robert G. Fante

Dr. Robert Fante has been in private practice in Denver and on the faculty at University of Colorado for over 20 years. He has authored numerous peer-reviewed publications and book chapters. He serves on the Board of OMIC, has been active in the AAO, and was President of the Colorado Ophthalmology Society. Dr. Fante has served in many leadership roles for ASOPRS over the past two decades, including Secretary of Education 2015-18, Scientific Program Committee 2010-12 (Chair 2012), Subspecialty Day Co-Director 2011-13, Education Committee 2006-present, and Executive Committee (9 years). He received the Outstanding Contribution Award in 2017 as a founder and Editor-in-Chief of the ASOPRS Oculofacial Plastic Surgery Education Center. Dr. Fante has been delighted to participate in ASOPRS and he was humbled and honored to serve the organization as President in 2021.





AWARDS



Henry I. Baylis Cosmetic Surgery Award

The Henry I. Baylis Cosmetic Surgery Award is given to an individual for longstanding contributions in the field of cosmetic surgery. The recipient of this award presents the Henry I. Baylis Lecture at the Fall Scientific Symposium.


The recipient of this year's Henry I. Baylis Cosmetic Surgery Award is Julie Woodward.

The award will be presented after presentation of the Henry I. Baylis Lecture, *"The Psychology, Brain Physiology, and Philosophy of Aesthetic Medicine"* on Thursday, September 29 at 1:10 pm.



Julie Woodward

Dr. Julie Ann Woodward is the chief of oculofacial and reconstructive surgery service at Duke University Medical Center, where she is a professor of ophthalmology and an associate professor of dermatology. She is a fellow of the American Academy of Ophthalmology (AAO), and American Society of Ophthalmic Plastic and Reconstructive Surgery (ASOPRS). She has directed various anatomy cadaver courses through Duke and the American Academy of Cosmetic Surgery (AACCS). She has enjoyed participating in Women's Dermatologic Society (WDS), and Women in Ophthalmology (WIO). She delivered keynote presentations for conferences in South America, Asia, Europe, and the Middle East as well as various domestic conferences. In December of 2010 she was the first female oculofacial surgeon profiled on the front cover of Plastic Surgery Practice Magazine for her work of teaching in an academic practice. She has also been quoted in a variety of fashion magazines including Vogue, Self, Fitness, Allure, and Cosmopolitan. She enjoys teaching by injecting neuromodulators and facial fillers during live demonstrations that she has performed in several US and international cities. In light of her expertise, she serves on editorial boards of 3 aesthetic journals in addition to 2 medical boards: the Aesthetic Institute Association, and the Benign Essential Blepharospasm Research Foundation. She leads the team that writes the aesthetic section of the Ophthalmic Plastic and Reconstructive Surgery journal. Her special interests are in periocular rejuvenation with lasers, injectable neuromodulators and injectable fillers. In her spare time, she enjoys spending time with her husband and 3 children as well as painting, yoga, and snowboarding.





AWARDS



Wendell Hughes Lecture Award

The Wendell Hughes Lecture Award is given to an individual, selected by the ASOPRS Wendell Hughes Committee, who delivers the prestigious named lecture in honor of Dr. Hughes, ASOPRS Inaugural President. An annual tradition since 1970, the lecture is delivered at the joint ASOPRS-AAO Symposium during the American Academy of Ophthalmology meeting each Fall.

The recipient of this year's Wendell Hughes Lecture Award is Bita Esmaeli.

The award will be presented to Dr. Esmaeli after delivery of the Wendell Hughes Lecture, *"Multi-disciplinary Management of Eyelid and Orbital Cancers in the Era of Biologics and Immunotherapy"* on Sunday, October 2, 2022 at 11:30 am (McCormick Place, Room E450).



Bita Esmaeli

Dr. Bita Esmaeli is a tenured Professor and Fellowship Program Director for Ophthalmic Plastic Surgery at The University of Texas M.D. Anderson Cancer Center in Houston, where she has had an orbital oncology and oncologic ophthalmic plastic surgery practice since 1998.

Dr. Esmaeli's practice focus is surgical treatment of orbital tumors, lacrimal gland carcinomas, eyelid cancers, melanoma of eyelid and conjunctiva, and reconstructive surgery in the periocular region including lacrimal and orbital surgery. Her research interests include early detection of metastasis, multi-disciplinary eye sparing approaches, molecular targets for treatment for ocular and orbital cancers, and neoadjuvant treatments for adnexal cancers.

Dr. Esmaeli has authored over 310 peer-reviewed manuscripts, over 60 invited articles and book chapters, and has spearheaded numerous clinical trials and research protocols at M.D. Anderson Cancer Center. Dr. Esmaeli served as the co-Chair of The Cancer Genome Atlas (TCGA) project for uveal melanoma sponsored by the National Cancer Institute. She teaches widely throughout the world and is a frequent guest speaker at international meetings. She has received many prestigious awards and honors including the Merrill Reeh Pathology Award and the Research Award from the American Society of Ophthalmic Plastic and Reconstructive Surgery (ASOPRS), the American Academy of Ophthalmology Senior Achievement Award, Best Doctors in America, and Top Doctors Award, The American Association of Cancer Research Team Science Award, and Educator of the Quarter Award at M.D. Anderson Cancer Center. Dr. Esmaeli is a member of the American Ophthalmologic Society.

Dr. Esmaeli has been a member of ASOPRS since 1996. She is currently an ASOPRS fellowship Program Director for Ophthalmic Plastic Surgery and Orbital Oncology Programs and a Residency Site Director for Ophthalmic Plastic Surgery at M.D. Anderson Cancer Center.





AWARDS



ASOPRS Outstanding Contribution Award

Presented at 2022 ASOPRS Spring Scientific Symposium

This award is given to an individual or individuals who make a legendary single, or longstanding multiple contributions to ASOPRS.

The recipients of this year's ASOPRS Outstanding Contribution Award are Thomas E. Johnson, Cat N. Burkat, Catherine J. Hwang, and Steven M. Couch for their work on the virtual/hybrid meetings during the pandemic.



Thomas E. Johnson

Thomas E. Johnson is a Professor of Clinical Ophthalmology at the Bascom Palmer Eye Institute, University of Miami Miller School of Medicine, serves as Service Chief for the Division of Oculoplastic and Reconstructive Surgery, and directs an ASOPRS fellowship. He performed fellowships in Ophthalmic Pathology with Dr. William Spencer at the California Pacific Medical Center in San Francisco, Oculoplastic Surgery with Drs. Robert Weatherhead and Amin Nasr at the King Khaled Eye Specialist Hospital in Riyadh, Saudi Arabia, and Oculoplastic and Reconstructive Surgery with Dr. David Tse at the Bascom Palmer Eye Institute. Dr. Johnson has a passion for international ophthalmology, having worked in Riyadh, Saudi Arabia for six years at the King Khaled Eye Specialist Hospital. Additionally, he has volunteered on ORBIS International, the "Flying Eye Hospital" 15 times, performing both on and off-the-plane programs, with a special emphasis on Africa. He has also volunteered in Haiti, notably helping to establish a field hospital in Port-au-Prince after the 2011 earthquake.

Thomas has given national and international presentations, published multiple peer-reviewed articles, and edited two books on Oculoplastic Surgery topics. He is an avid teacher, spending his Fridays staffing the ophthalmology residents in their oculoplastic clinics and surgeries. He credits his enjoyment of oculoplastic surgery and his successes to his outstanding colleagues at the Bascom Palmer Eye Institute, the excellent staff at ORBIS International, his mentors Drs. Spencer, Weatherhead, Nasr, and Tse, and his loving family including his wonderful daughter Olivia.



Cat N. Burkat

Cat Burkat, MD, FACS is a Professor in Ophthalmology and Co-Director of the University of Wisconsin-Madison International Ophthalmology Initiatives where she is passionate about global work. She graduated from Harvard University followed by a dual-fellowship at the University of Wisconsin-Madison. She serves as the ASOPRS Scientific Symposium Program Chair, World Ophthalmology Congress ASOPRS Liaison, and ASOPRS fellowship faculty. Dr. Burkat is the current Editor-In-Chief, and prior Lead Section Editor, of the AAO EyeWiki online education site, has directed over 70 skills courses at the AAO scientific meetings, writes for the BCSC Committee, and has received the AAO Senior Achievement and Secretariat Awards. She serves as Writing Committee Chair and Senior Mentor for the American Board of Ophthalmology, and holds leadership roles in Women Professors of Ophthalmology, and the AAO Minority Ophthalmology Mentoring program. Cat thanks her wonderful family, Jason and Hisa, for all their support.



AWARDS



ASOPRS Outstanding Contribution Award

Presented at 2022 ASOPRS Spring Scientific Symposium



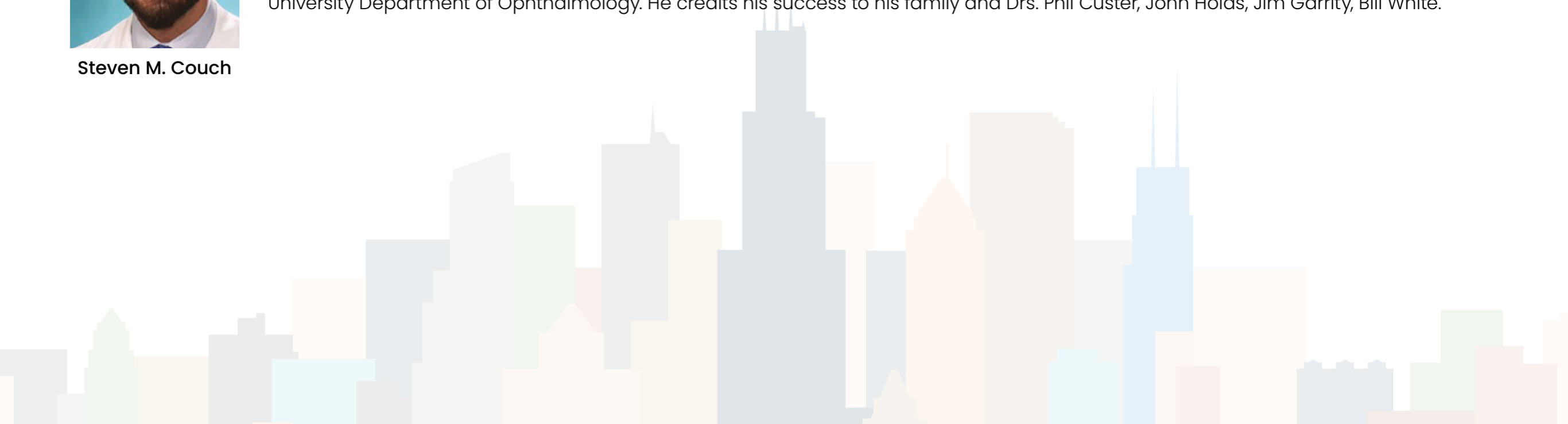
**Catherine J.
Hwang**

Catherine Hwang is a Staff surgeon at the Cole Eye Institute Cleveland Clinic. Dr. Hwang serves as faculty for an ASOPRS-approved fellowship, trains residents, and has written over 50 peer reviewed papers, 20 book chapters, and a textbook. Dr. Hwang lectures internationally on various topics including filler related blindness. Dr. Hwang also serves her community as an elected Council Member of Pepper Pike, Ohio. She would not be where she is today without her mentors Drs. Norman Shorr, Robert Goldberg, Jonathan Hoenig, Roberta Gausas, and James Katowitz and of course Julian D. Perry (literally, for dragging her to Cleveland!).



Steven M. Couch

Steven M. Couch, MD, FACS is an Associate Professor at the John Hardesty, MD Department of Ophthalmology and Visual Sciences at Washington University in St. Louis. Dr. Couch graduated from the University of Missouri-Kansas City School of Medicine then trained in ophthalmology at Mayo Clinic in Rochester, Minnesota. Following residency, he completed fellowship at the St. Louis Combined Oculofacial Plastic Surgery fellowship at Washington University in St. Louis and Ophthalmic Plastic and Cosmetic, Inc. Dr. Couch is an associate member of the Society of Heed Fellows, member of the Eye Study Club and a long-standing board examiner for the ABO. Dr. Couch is faculty for the St. Louis combined ASOPRS-approved fellowship and the Patient Safety/Quality Director in the Washington University Department of Ophthalmology. He credits his success to his family and Drs. Phil Custer, John Holds, Jim Garrity, Bill White.





AWARDS



Orkan G. Stasior Leadership Award

Presented at 2022 ASOPRS Spring Scientific Symposium

This award is given to an individual who has demonstrated distinguished service in the field of ophthalmic plastic and reconstructive surgery through education, research, humanitarian activities and/or service to the Society. This award is presented in recognition of the leadership of ASOPRS charter member, Orkan G. Stasior, MD.

The recipient of this year's Orkan G. Stasior Leadership Award is Cat N. Burkat.



Cat N. Burkat

Cat Burkat, MD, FACS is a Professor in Ophthalmology and Co-Director of the University of Wisconsin-Madison International Ophthalmology Initiatives where she is passionate about global work and mentoring underrepresented students, and has established two nonprofit foundations. She graduated from Harvard University followed by a dual-fellowship at the University of Wisconsin-Madison. She serves as the ASOPRS Scientific Symposium Program Chair, World Ophthalmology Congress ASOPRS Liaison, and ASOPRS-approved fellowship faculty. Dr. Burkat is the current Editor-In-Chief, and prior Lead Section Editor, of the AAO EyeWiki online education site, has directed over 70 skills courses at the AAO scientific meetings, writes for the BCSC Committee, and has received the AAO Senior Achievement and Secretariat Awards. She serves as Writing Committee Chair and Senior Mentor for the American Board of Ophthalmology, and holds leadership roles in Women Professors of Ophthalmology, and the AAO Minority Ophthalmology Mentoring program. Cat thanks her wonderful family, Jason and Hisa, for all their support.

Richard K. Dortzbach Teaching Award

Presented at 2022 ASOPRS Spring Scientific Symposium

The Dortzbach Teaching Award is given to an individual with significant contribution to the field of oculoplastics through outstanding teaching, academic, scientific, and scholarly achievement and for dedication throughout his or her profession.

The recipient of this year's Richard K. Dortzbach Teaching Award is Louise A. Mawn.



Louise A. Mawn

Louise Mawn is a Professor of Ophthalmology and Neurological Surgery at Vanderbilt University Medical Center. She is the Division Chief of the Ophthalmic Plastic and Reconstructive Surgery Service of the Vanderbilt Eye Institute and holds the Jean Ewing Love and James Randle Love Directorship in Ophthalmology. Dr. Mawn directs an ASOPRS-approved fellowship. She serves on the board of the International Thyroid Eye Disease Society. She has given presentations and written articles and chapters on a wide range of oculoplastic topics. She attributes her success and enjoyment of oculoplastic surgery to her mentors, including Drs. David Jordan, Steve Gilberg, Jeff Nerad, and Keith Carter as well as her cherished ASOPRS friends who have taught her so much and are so generous with their time and insights.



AWARDS



James A. Katowitz Pediatric Award

Presented at 2022 ASOPRS Spring Scientific Symposium

This award shall be given to an individual for longstanding contributions in pediatric oculo-facial plastic surgery.

The recipient of this year's James A. Katowitz Pediatric Award is David T. Tse.



David T. Tse

David T. Tse, MD, is a Professor of Ophthalmology at the Bascom Palmer Eye Institute of the University of Miami Miller School of Medicine. He is the inaugural holder of the Nasser Al-Rashid Distinguished Chair in Ophthalmic Plastic, Orbital Surgery, and Oncology and founded the Rashid Orbital Vision Research Center. The Center, which Tse directs, is the first cure-based orbital research laboratory focused on finding novel therapies for orbital malignancies, traumatic optic nerve injury, and biomedical studies. Dr. Tse is on the Editorial Board of the American Journal of Ophthalmology and served as a Director of the American Board of Ophthalmology from 2001 to 2009. Dr. Tse is the Program Director for an ASOPRS-approved fellowship and has trained 32 fellows.



SAVE THE DATE

JOIN US IN CHICAGO FOR THE ASOPRS ANNUAL
FALL SCIENTIFIC SYMPOSIUM
AND REGISTER TO ATTEND A SPECIAL EVENT



ASOPRS PRODUCT THEATER
FCI INNOVATIONS IN OCULOPLASTIC SURGERY

Presented by FCI Ophthalmics

Thursday, September 29, 2022 from 12 - 1 PM
Palmer House Hilton, Chicago, IL

FEATURED SPEAKERS —



WILLIAM R. KATOWITZ, MD

Associate Professor of Clinical Ophthalmology at the Perelman School of Medicine
of the University of Pennsylvania and the Children's Hospital Philadelphia

Frontalis Sling Surgery Using the FCI Ptosis Silicone Sling



KENNETH V. CAHILL, MD

Adjunct Professor of Ophthalmology
The Ohio State University, Columbus, Ohio

Bicanalicular Intubation - Another Option



JORGE CORONA, MD

Oculoplastic Associates of Texas, Dallas, Texas

Jones Tubes - Indications, Techniques
and Management of Complications

**Space is limited to the first 150 registrants,
RSVP now using the QR code below!**

* Lunch provided for all attendees





THURSDAY, SEPTEMBER 29 AT NOON
SEE PROGRAM LISTING FOR LOCATION

SPONSORED BY OJM GROUP | LUNCH PROVIDED

PLAN TO ATTEND

BUILD & PROTECT YOUR WEALTH FOR RETIREMENT

TAX REDUCTION, ASSET PROTECTION & BENEFIT PLANNING FOR OCULOPLASTIC SURGEONS

- REDUCE INCOME TAXES BY TENS OF THOUSANDS OF DOLLARS OR MORE USING A “MODERN” RETIREMENT PLAN
- USE A NON-QUALIFIED PLAN TO BUILD WEALTH TAX-FREE FOR RETIREMENT
- PROTECT PRACTICE AND PERSONAL ASSETS FROM LIABILITY

REGISTER TODAY!

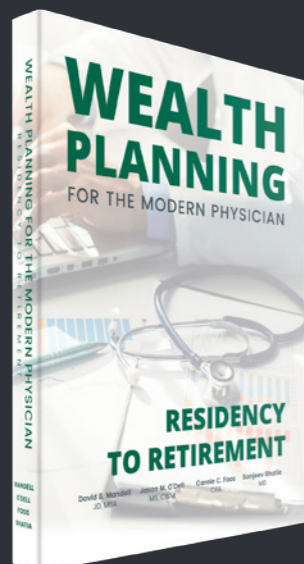
PRESENTED BY OJM PARTNERS:



DAVID
MANDELL
JD, MBA



JASON
O'DELL
MS, CWM



SPECIAL OFFER: FREE BOOK

AVAILABLE IN PRINT OR EBOOK FORMATS
TEXT [ASOPRS22](tel:844-418-1212) TO 844-418-1212 OR
SCAN THE QR CODE



Ultra-Thick Amniotic Membrane for Ophthalmic and Oculoplastic Indications

Lunch & Learn hosted by BioTissue

Please join us during the ASOPRS Fall Scientific Symposium for a "Lunch & Learn" session on Ultra-Thick Amniotic Membrane Graft (UT-AMG) for Ophthalmic and Oculoplastic Indications. Dr. Alon Kahana will share his experience of using UT-AMG in oculoplastic and ocular surface reconstructive procedures, with tips and pearls for success (including coding). Dr. Kahana will also discuss the biology underlying the use of UT-AMG. A Q&A session will follow. Space is very limited so please *RSVP* as soon as possible.



FEATURING

Alon Kahana, MD, PhD

Professor and Vice Chair, Department of Ophthalmology, William Beaumont School of Medicine
Kahana Oculoplastic and Orbital Surgery, Ann Arbor, MI


SEPT
30

12:00 - 1:00 pm CT

Palmer House Hilton

17 E Monroe St., Chicago, IL 60603

(Lunch will be provided!)



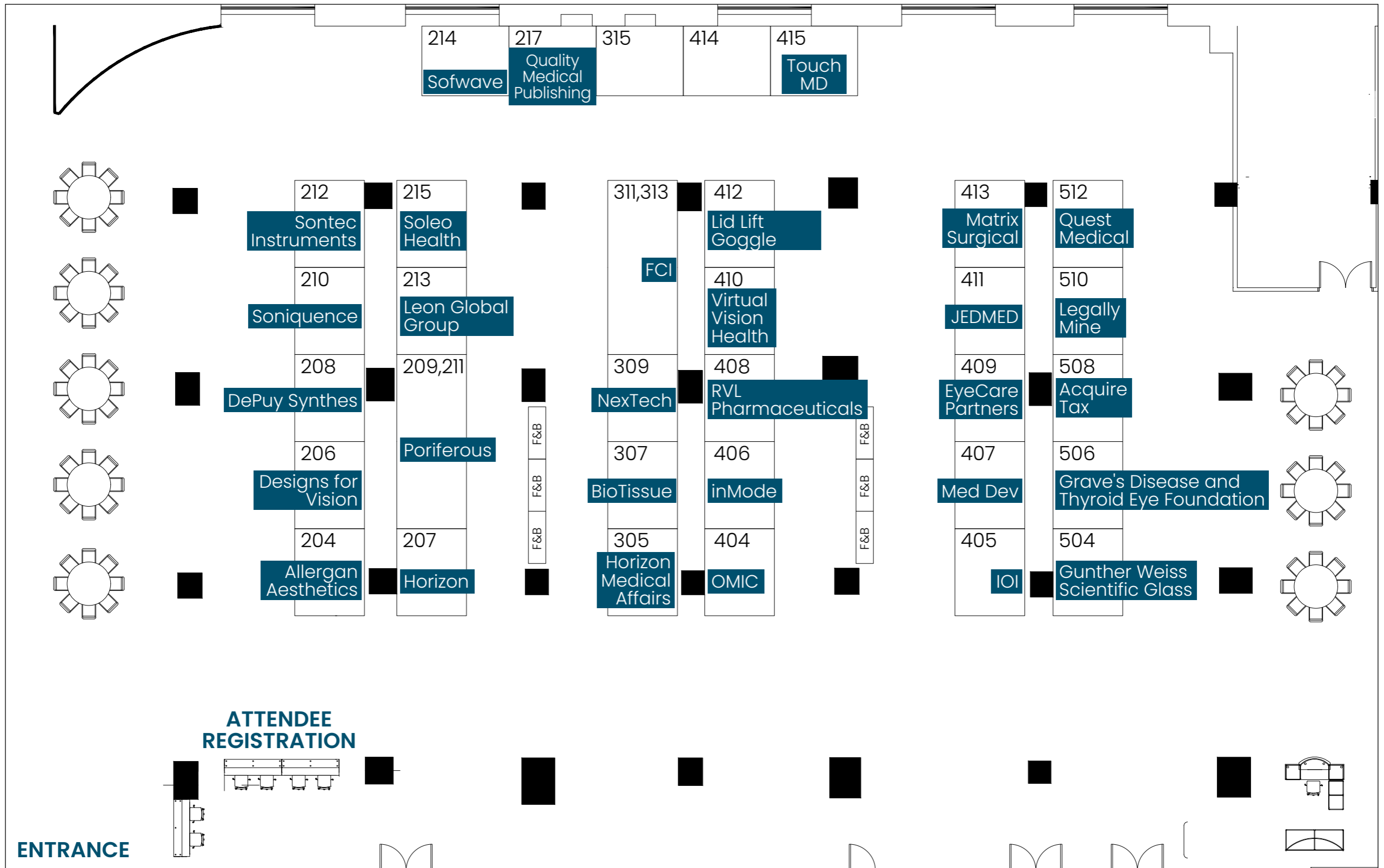
RSVP NOW!

<https://bit.ly/ASOPRS-Lunch>





EXHIBIT HALL





EXHIBITORS



Acquire Tax

Maximize Your R&D Tax Credits

Allergan Aesthetics, an AbbVie company

At Allergan Aesthetics, an AbbVie company, we develop, manufacture, and market a portfolio of leading aesthetics brands and products. Our aesthetics portfolio includes facial injectables, body contouring, plastics, skin care, and more. With our own research and development function focused on driving innovation in aesthetics, we're committed to providing the most comprehensive science-based product offering available. For more information, visit www.AllerganAesthetics.com.

BioTissue

AmnioGraft and AmnioGuard

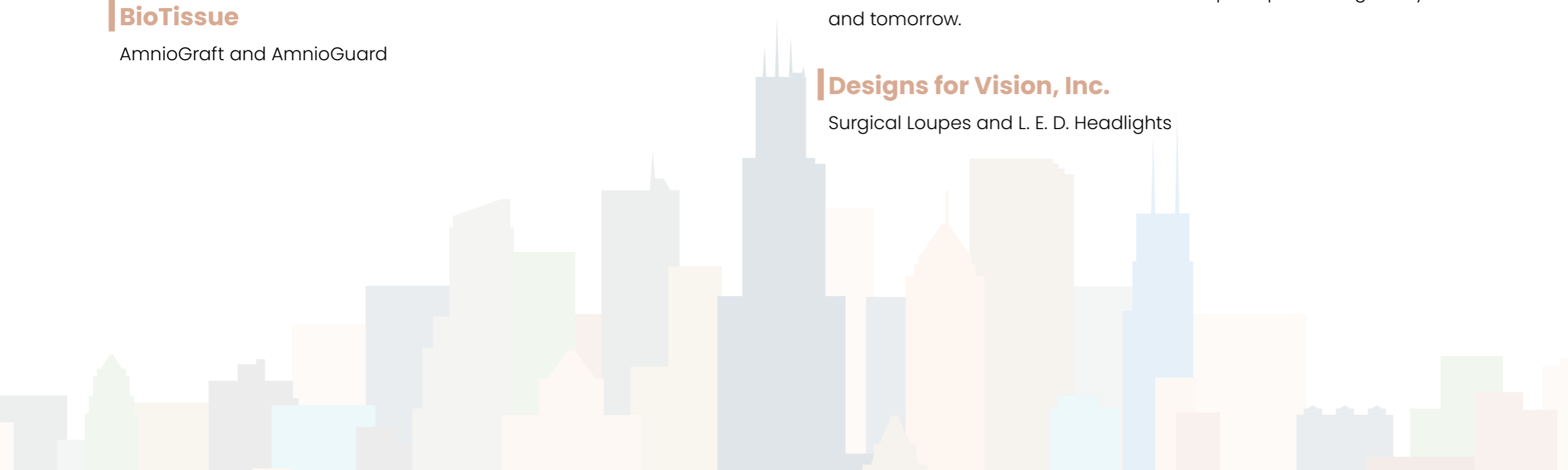
DePuy Synthes

DePuy Synthes, the Orthopaedics Company of Johnson & Johnson, provides one of the most comprehensive orthopaedics portfolios in the world that helps heal and restore movement for the millions of patients we serve. DePuy Synthes solutions, in specialties including joint reconstruction, trauma, extremities, craniomaxillofacial, spinal surgery and sports medicine, in addition to the VELYS™ Digital Surgery portfolio, are designed to advance patient care while delivering clinical and economic value to health care systems worldwide.

Building on our proud product innovation and legacy of industry firsts, we are reimagining the orthopaedic landscape with new advancements in medical technologies and digital surgery across the entire continuum of care to Keep People Moving today and tomorrow.

Designs for Vision, Inc.

Surgical Loupes and L. E. D. Headlights





EXHIBITORS

| EyeCare Partners

EyeCare Partners is the nation's leading provider of clinically integrated eye care. Our national network of over 320 ophthalmologists and 700 optometrists provides a lifetime of care to our patients with a mission to enhance vision, advance eye care and improve lives. Based in St. Louis, Missouri, over 680 ECP-affiliated practice locations provide care in 18 states and 80 markets, providing services that span the eye care continuum. For more information, visit www.eyecare-partners.com.

| FCI Ophthalmics

FCI S.A.S. is a world leader in the development of a wide range of ophthalmic devices. Since the company's inception in 1984, FCI has been dedicated to provide physicians with innovative, high-performance and mostly exclusive products covering the fields of expertise of Oculoplasty, Dry Eye, Retina and Cataract

| Graves' Disease & Thyroid Foundation

The Graves' Disease & Thyroid Foundation provides evidence-based education and support services for patients and caregivers impacted by Graves' disease, thyroid eye disease, and related disorders.

| Gunther Weiss Scientific Glassblowing Co., Inc.

Conjunctivodacryocystorhinostomy (CDCR) surgery provides relief to thousands of people every year who suffer from tear duct problems ranging from collapsed tear ducts and excessive tearing caused by accident, injury, birth defects, or environmental strain. Left untreated, patients may experience swelling, infections, increased swelling, tearing "wet eye" and severe pain. In 1963, Dr. Lester T. Jones and Gunther Weiss collaborated in developing a solution for tear duct problems. They developed highly specialized glass tubes called "Lester T. Jones Tear Duct Tubes", designed for insertion into the nasolacrimal duct. The body develops scar tissue around the tube, which holds it in place, forming a new tear duct. Gunther Weiss Scientific Glass Blowing Company offers Lester T. Jones Tear Duct Tubes in a variety of lengths and diameters to address most patient needs.

| Horizon Therapeutics

| Horizon Medical Affairs

Horizon is focused on researching, developing and commercializing medicines that address critical needs for people impacted by rare and rheumatic diseases. Our pipeline is purposeful: we apply scientific expertise and courage to bring clinically meaningful therapies to patients. We believe science and compassion must work together to transform lives.



EXHIBITORS

| InMode

InMode Ltd. is a leading global provider of innovative and award winning medical technologies that focuses on well-being and life-changing results. InMode develops, manufactures, and markets platforms that harness novel radio-frequency (RF) based technology that strives to enable new emerging minimally-invasive procedures and improve existing surgical procedures. InMode has leveraged its medically-accepted RF technologies to offer a comprehensive line of platforms that will enable us to capitalize on a multi-billion dollar market opportunity across several categories of surgical specialty such as plastic surgery, gynecology, dermatology, ENT's and ophthalmologists.

| Integrated Orbital Implants, Inc.

The only fully integrated natural orbital implant and peg system. 37 years of successful use.

| JEDMED

Original Crawford lacrimal intubation system & ENDO nasal DCR instrument sets

| LEON GLOBAL GROUP LLC

LED light & creams

| Legally Mine

Legally Mine will show you how to stop the threat of lawsuits before they ever get started by protecting your assets in time tested and proven legal structures. These same structures allow us to help our tax attorneys save what you would normally pay in income taxes. These are little known tax helps that have significant case history and have stood the test of time.

| Lid Lift Goggle

Bruising and Swelling are top concerns for Blepharoplasty patients. The Lid Lift Goggle is proven to reduce bruising and swelling 3 to 4-fold quicker than traditional ice compresses. Patients are highly motivated to use the Lid Lift Goggle so they can return to their work and social calendar as quickly as possible. www.LidLiftGoggle.com

| Matrix Surgical USA

Matrix Surgical USA designs, manufactures and distributes OMNIPORE® porous high-density polyethylene implants for craniofacial reconstructive and aesthetic surgery. Manufactured in the USA, OmniPore Surgical Implants meet the highest standards for quality and reliability, and provide surgeons with an expanded range of options.

OMNIPORE implants have been cleared by the FDA, CE marked in Europe and approved by some of the world's most stringent regulatory authorities such as ANVISA (Brazil), KFDA (South Korea), TFDA (Taiwan), TGA (Australia) and many other countries.



EXHIBITORS

MedDev Corporation

MedDev For 50 years MedDev has led in the development and expansion of treatment option for patients suffering from lagophthalmos. Beginning in 1969, MedDev helped pioneer the field by developing the first standardized eyelid implant weighting system. Today MedDev offers a full range of surgical and non-surgical devices recognized worldwide for their quality and efficacious results. MedDev Contour™ and ThinProfile™ eyelid weights help restore eyelid function for improved corneal protection. Blinkeze® non-surgical external lid weights provide an immediate beneficial blink for the patient with a temporary facial palsy. Tantalum eyelid sizing weights are an indispensable tool for selecting the correct weight MedDev eyelid implant or Blinkeze® External Lid Weight.

We thank you for 50+ years of support of our goal to manufacture eyelid closure devices of unsurpassed quality to meet the expectations of oculoplastic surgeons and their patients.

Nextech

Nextech's Ophthalmology-specific EHR, IntelChartPRO, improves patient care, simplifies compliance and comes fully integrated with an intuitive, user-friendly Practice Management solution. Experience the freedom of adaptable templates and intuitive workflows that streamline operations, improve performance and take the grunt work out of compliance. Visit <http://www.nextech.com> to learn more.

OMIC

OMIC is the largest insurer of ophthalmologists in America and the only insurance carrier dedicated specifically to the specialty.

Poriferous LLC

Su-Por Surgical Implants are used in the reconstruction and augmentation of the craniomaxillofacial area. Su-Por is made from pure high-density polyethylene (HDPE). When processed, Su-Por becomes a porous graft that allows tissue integration. This top-performing material has been supported with clinical data since 1985. Su-Por graft material has superior suturability, is easy to cut, and holds its shape when bent to meet patient needs.

Ophthalmology

- Enucleation
- Evisceration
- Brow Lift
- Enophthalmos
- Lid Retraction
- Lower Eyelid Graft



EXHIBITORS

Quality Medical Publishing, Inc.

QMPBooks: Techniques in Corneal Neurotization by Andrea Kossler, Ilya Leyngold, Michael Yen; Art & Science Deep Plane Facelifting by Andrew Jacono; Regenerative Facial Surgery by Steven Cohen, Tunc Tiryaki, Patrick Tonnard, & Alexis Verpaele. QMP Streaming Operative Videos: The videos are professionally produced in HD quality and include complete cases. The surgeon narrates throughout the procedure, describing the surgical plan, showing the marking, and demonstrating step-by-step technique. Many of the videos have detailed medical illustrations incorporated to demonstrate relevant anatomy. QMPComplete: Current, Comprehensive, Featuring Over 1,100 hours of Operative Videos and Master Classes by World-Renowned Surgeons, and Available Anytime on QMP's HD Streaming Platform. Visit: qmpcomplete.qmp.com

Quest Medical

Quest Medical Inc.'s LacriCATH® Balloon Catheter is used to treat chronic epiphora. The dacryoplasty (DCP) procedure is performed for children and adults with nasolacrimal duct obstruction, using the LacriCATH® 2mm or 3mm Balloon Catheter. The LacriCATH® 5mm catheters are used for primary or revisional DCR.

RVL Pharmaceuticals

Upneeq® (oxymetazoline hydrochloride ophthalmic solution), 0.1%

Sofwave

Ultrasound for skin tightening

Soleo Health

Soleo Health is an innovative national provider of complex specialty pharmacy services administered in the home or alternate sites of care. Soleo Health's interdisciplinary team comprises highly experienced pharmacists, registered nurses, reimbursement specialists and patient care ambassadors. The Company optimizes patient access solutions and delivers comprehensive services leading to quantifiable clinical and economic value, resulting in a positive patient experience. Soleo Health operates 21 locations throughout the U.S. with national nursing coverage and pharmacy licensure in 50 states and is accredited by URAC, ACHC Specialty Pharmacy with Distinction in Rare Disease and Orphan Drugs and The Joint Commission.



EXHIBITORS

| Soniquence

Mr. Alan Ellman has created Soniquence to provide physicians with surgical precision, versatility, and safety unmatched by other electrosurgical and laser technologies. Using a 4.0 MHz output frequency that is over 8 times greater than that of electrosurgical devices, Soniquence generators create microscopic lateral heat while cutting and coagulating, thereby protecting surrounding tissue from unwanted thermal injury. The developers of Soniquence bring Coupled 4.0 MHz and 1.7 MHz RF technology into the 21st century with clean, smooth high frequency waveforms for improved monopolar, bipolar and introducing Bipolar Turbo modalities.

| Sontec Instruments, Inc

Sontec Instruments, Inc. is a family owned & operated medical company, providing personalized service featuring the finest in surgical instrumentation for over half a century. Our surgical instruments encompass the entire human anatomy including specialty products specific to small and large animal surgery. Owner of Sontec Instruments, Dennis Russell Scanlan III and his sons, Johann, Stefan and Angus Scanlan bring with them a lifetime of experience creating the highest quality products made by the world's leading manufacturing facilities featuring, cutting edge robotic technology, handmade workmanship combined with an understanding how to make exactly what our valued customers have come to expect.

| TouchMD

TouchMD is a visual consultation, marketing and imaging software utilizing touchscreen technology that enhances the patient experience with proven revenue generation.

| Virtual Vision Health

Virtual Vision Health is a med-tech company. We build Virtual Reality Visual Field (VRVF) devices developed in partnership with Bascom Palmer Eye Institute. Two years of R&D and validation studies. VRVF is a robust perimeter with all common testing protocols (including Superior 64, Superior 36, and Kinetic Ptosis Templates) and familiar printouts that mirror the gold-standard for superior visual field testing. All reports can be accessed and downloaded remotely or integrated with your EHR. Welcome to a new era of visual field testing that is accurate, affordable, and portable!


SCULPTRA®

ACTIVATE SKIN POWER



ELISSA, 48



Before



1 Year
After Treatment



25 Months
After Treatment

Treated with *Sculptra* 5 mL reconstitution - 5 vials over 3 sessions.

Actual patients. Individual results may vary.

Sculptra is intended for use in people with healthy immune systems as a onetime treatment regimen of up to four injection sessions that are scheduled about three weeks apart for the correction of shallow to deep nasolabial fold contour deficiencies and other facial wrinkles.

The only FDA-Approved PLLA collagen biostimulator injectable¹

Important Safety Information

Indication: *Sculptra*® (injectable poly-L-lactic acid) is indicated for use in people with healthy immune systems for the correction of shallow to deep nasolabial fold contour deficiencies and other facial wrinkles.

Sculptra should not be used by people that are allergic to any ingredient of the product or have a history of keloid formation or hypertrophic scarring. Safety has not been established in patients who are pregnant, lactating, breastfeeding, or under 18 years of age.

Sculptra has unique injection requirements and should only be used by a trained healthcare practitioner. Contour deficiencies should not be overcorrected because they are expected to gradually improve after treatment.

Sculptra should not be injected into the blood vessels as it may cause vascular occlusion, infarction or embolic phenomena. Use at the site of skin sores, cysts, pimples, rashes, hives or infection should be postponed until healing is complete. *Sculptra* should not be injected into the

red area (vermillion) of the lip or in the peri-orbital area.

The most common side effects after initial treatment include injection site swelling, tenderness, redness, pain, bruising, bleeding, itching and lumps. Other side effects may include small lumps under the skin that are sometimes noticeable when pressing on the treated area. Larger lumps, some with delayed onset with or without inflammation or skin discoloration, have also been reported.

Sculptra is available only through a licensed practitioner. Complete Instructions for Use are available at www.SculptraUSA.com/IFU.

REFERENCE: 1. *Sculptra*. Instructions for Use. Galderma Laboratories, L.P., 2021.



NARRATED PRESENTATIONS

Narrated Presentations are available online before, during, and after the meeting. No CME is provided for viewing of narrated presentations.

AESTHETIC

Exploring the Perception and Influencers of Asian Eyelid Beauty Amongst High School and College Adults

Abigail Yuki Lin¹, Cat N Burkat²

¹Madison, Wisconsin, United States, ²University of Wisconsin – Madison, Professor; Oculoplastics, Orbital, & Cosmetic Facial Surgery, Madison, Wisconsin, United States

Orbital Volume in Patients with Prominent Globe Morphology

Kendall Goodyear¹, Teresa Chen¹, Kelsey A. Roelofs¹, Robert A. Goldberg¹, Joseph Demer^{2,3}, Daniel B. Roodman¹

¹Division of Orbital and Ophthalmic Plastic Surgery, Stein Eye Institute, University of California, Los Angeles, Los Angeles, California, United States, ²Division of Pediatric Ophthalmology and Strabismus, Stein Eye Institute, University of California, Los Angeles, Los Angeles, California, United States, ³Department of Neurology, University of California Los Angeles, Los Angeles, California, United States

Practice Pattern in Periocular Rejuvenation

Guy Ben Simon

Ophthalmology, Sheba Medical Center / Private Clinic, Ramat Hasharon, Israel

Update on Light Based Therapies – Approach to the Periocular Lesion

Kristen Taylor Ashourian¹, Ana Carolina Victoria²

¹Chicago, Illinois, United States, ²Center for Excellence in Eye Care, Miami, Florida, United States

EYELID DISORDERS

Detection of Orbital, Periocular and Ocular Surface Disease Using Deep Learning

Justin Karlin

Dept. of Ophthalmology, Division of Orbital and Ophthalmic Plastic Surgery, Stein Eye Institute, UCLA, Los Angeles, California, United States

Eyelid-Light Reflex in Patients with Unilateral Horner's Syndrome

Oded Sagiv, Ari Leshno, Mattan Arazi, Lital Smadar, Guy J. Ben Simo, Ruth Huna Baron

The Goldschleger Eye Institute, Sheba Medical Center, Tel Hashomer, Israel, affiliated to the Sackler Faculty of Medicine, Tel Aviv University, Tel Aviv, Israel



NARRATED PRESENTATIONS

LACRIMAL

Systemic Steroids with Concurrent Antibiotics for Dacryocystitis – A 12-Year Experience

Rebecca F Silverman¹, Roman Shinder^{1,2}

¹Department of Ophthalmology, SUNY Downstate, Brooklyn, New York, United States, ²Department of Otolaryngology, SUNY Downstate, Brooklyn, New York, United States

ONCOLOGY

Natural Killer/T-Cell Lymphoma (NKTL) with Orbital Involvement: Systematic Review of the Literature

Jane Spadaro¹, Rahul Dhodapkar², Jacob Heng³, Larissa Habib^{1,4}, Renelle Pointdujour-Lim^{3,4}

¹Ophthalmology, Yale New Haven Hospital, New Haven, Connecticut, United States, ²Yale School of Medicine, New Haven, Connecticut, United States, ³Yale New Haven Hospital, New Haven, Connecticut, United States, ⁴Yale Cancer Center, New Haven, Connecticut, United States

ORBITAL DISEASE

Atlas-Based Automated Segmentation of Orbital Soft Tissues: Application to Thyroid Eye Disease

Jessica Chang¹, Joy Li², Shirley Li², Joyce Wen², Kristen Park², Johnny Lee², Jay Acharya³, Alexander Lerner³, Sandy Zhang-Nunes¹, Vishal Patel³, Kimberly Gokoffski¹, Kimberly Gokoffski¹

¹Ophthalmology, University of Southern California Keck School of Medicine, USC Roski Eye Institute, Los Angeles, California, United States, ²University of Southern California Keck School of Medicine, Los Angeles, California, United States, ³Radiology, University of Southern California Keck School of Medicine, Los Angeles, California, United States

Cyclin D1 Expression and Molecular Genetic Findings in Periocular Histiocytoses and Neoplasms of Macrophage-Dendritic Cell Lineage

Roger K. Henry¹, Maya E. Moscovich², Cristiane M. Ida³, Tatyana Milman^{4,5}, Jurij R Bilyk⁶

¹Institute of Ophthalmology and Visual Sciences, Rutgers New Jersey Medical School, Newark, New Jersey, United States, ²Department of Ophthalmology, Hadassah Medical Center, Jerusalem, Israel, ³Department of Laboratory Medicine and Pathology, Mayo Clinic, Rochester, Minnesota, United States, ⁴Department of Ophthalmic Pathology, Wills Eye Hospital, Philadelphia, Pennsylvania, United States, ⁵Department of Pathology, Anatomy, and Cell Biology, Thomas Jefferson University, Philadelphia, Pennsylvania, United States, ⁶Oculoplastic and Orbital Surgery Service, Wills Eye Hospital, Philadelphia, Pennsylvania, United States



NARRATED PRESENTATIONS

ORBITAL DISEASE (CONT.)

Effects of Orbital Fat Decompression on Intraocular Pressure in Patients with Thyroid Eye Disease

Yuji Yamana¹, Natsuyo Yoshida-Hata², Masashi Mimura³, Tomoyuki Kashima²

¹Ophthalmology, Oculofacial Clinic Tokyo, Tokyo, Japan, ²Oculofacial Clinic Tokyo, Ophthalmology, Tokyo, Japan, ³Ophthalmology, Oculofacial Clinic Osaka, Osaka, Japan

Management of Focal Rhino-Orbital Mucormycosis (ROM) with Limited Orbital Debridement and Retrobulbar Amphotericin B – Clinical Outcomes and Mortality

Tarjani Dave

Ophthalmic Plastic Surgery Service, LV Prasad Eye Institute, Hyderabad, India

Orbital Exenteration Indications and Outcomes: A Multi-Institutional Retrospective Study

Peter Timoney¹, Cameron Garner², Madison Kerley², Kayla Swiatek¹, Mary Mitchell³, David Nasrazadani³, Eric Petersen¹, Sokol Jason³, Jeremy Clark²

¹Department of Ophthalmology and Visual Sciences, University of Kentucky College of Medicine, Lexington, Kentucky, United States, ²Department of Ophthalmology and Visual Sciences, University of Louisville School of Medicine, Louisville, Kentucky, United States, ³Department of Ophthalmology, University of Kansas School of Medicine, Kansas City, Kansas, United States

Orbital Vascular Malformations: Relationship Between Enophthalmos and Clinically Apparent Distensibility with Valsalva

Sarah Cheng, Kelsey A. Roelofs, Nathan Pirakitikulr, Daniel B. Rootman

Division of Orbital and Ophthalmic Plastic Surgery, Jules Stein Eye Institute, University of California, Los Angeles, Los Angeles, California, United States

Prevalence and Associated Factors for Thyroid Eye Disease (TED) in the AAO Iris® Registry

Sathyadeepak Ramesh, MD^{1,2}, James Sharpe, MS³, Ed Zhang, PhD³, Robert Penne, MD³, Leslie Hyman, PhD³

¹The Center for Eye and Facial Plastic Surgery, Somerset, New Jersey, United States, ²Division of Oculoplastics, Wills Eye Hospital, Philadelphia, Pennsylvania, United States, ³Wills Eye Hospital, Philadelphia, Pennsylvania, United States

Risk Factors for Enucleation in Patients with Traumatic Globe Rupture: A Retrospective Review

Kevin Tomasko¹, Patrick Burchell², Christopher Compton³, Samuel Homra⁴, Jeremy Clark³

¹Horizon eye Care, Charlotte, North Carolina, United States, ²Ophthalmology, University of Cincinnati, Cincinnati, Ohio, United States, ³Ophthalmology, University of Louisville, Louisville, Kentucky, United States, ⁴Ophthalmology, Louisiana State University, Baton Rouge, Louisiana, United States



NARRATED PRESENTATIONS

ORBITAL DISEASE (CONT.)

The Therapeutic Role of Histone Deacetylase (HDAC) Inhibition in Graves' Orbitopathy in an Vitro Model

Hyeong Ju Byeon¹, JaeSang Ko¹, Soo Hyun Choi¹, Catherine Liu², Bobby Korn², Don Kikkawa², Jin Sook Yoon¹

¹Department of Ophthalmology, Severance Hospital, Institute of Vision Research, Yonsei University College of Medicine, Seoul, Korea, Republic of, ²Division of Oculofacial Plastic and Reconstructive Surgery, University of California San Diego, La Jolla, California, United States of America, San Diego, California, United States

Upper Eyelid Position and Aesthetic Characteristics in Thyroid Eye Disease: A Long-Term Cohort Study

Sasha Hubschman, Jason Strawbridge, Pallavi Singh, Kelsey Roelofs, Kendall Goodyear, Daniel Rootman, Robert Goldberg

University of California Los Angeles, Los Angeles, California, United States,

Visual Acuity and the Perception of Binocular Diplopia

Alexander Engelmann, Shannath Merbs

Ophthalmology and Visual Sciences, University of Maryland School of Medicine, Baltimore, Maryland, United States

Volumetric Analysis of Orbital Osteotomies in Transorbital Neurosurgical Approaches and Effect on Globe Position

Quillan M. Austria¹, Victoria S. North¹, Maria D. Garcia¹, Andrew YJ Lee¹, Kira L. Segal¹, Gary J. Lelli¹, Theodore H. Schwartz², Kyle J. Godfrey¹

¹Ophthalmology, Weill Cornell Medicine, New York Presbyterian Hospital, New York, New York, United States, ²Neurological Surgery, Weill Cornell Medicine, New York Presbyterian Hospital, New York, New York, United States



SURGICAL VIDEOS

Surgical Videos are available online before, during, and after the meeting. No CME is provided for viewing of surgical videos.

AESTHETIC

“Quadripartite” Treatment of Post-Blepharoplasty and Negative Vector Lower Eyelid Retraction

Christopher Dermarkarian¹, Sina Torabi¹, Jenny Wang², Jeremiah Tao¹

¹University of California-Irvine, Irvine, California, United States, ²University of California-Irvine School of Medicine, Irvine, California, United States

Lateral Canthopexy as a Simple Adjunct to Cosmetic Lower Eyelid Blepharoplasty – A Review of 230 Consecutive Cases

Monica Ray¹, Donovan Reed¹, Vikram Durairaj^{1,2}

¹TOC Eye and Face, Austin, Texas, United States, ²Dell Medical School – University of Texas at Austin, Austin, Texas, United States

Upper Eyelid Medial Fat Pad Debulking via a Trans-Conjunctival Approach

Pallavi Singh, Kelsey Roelofs, Sasha Hubschman, Ethan Osias, Nathan Pirakitikulr, Daniel Rootman, Robert Goldberg

Division of Oculoplastics, University of California, Los Angeles, Los Angeles, California, United States

EYELID DISORDERS

The Buccal Plug: A Novel Treatment for Localized Trichiasis

Persiana Saffari¹, Kelsey Roelofs^{1,2}, Daniel Rootman²

¹UCLA David Geffen School of Medicine, Los Angeles, California, United States, ²Division of Orbital and Oculoplastic Surgery, UCLA Stein Eye Institute, Los Angeles, California, United States

The Split Tarsoconjunctival Flap Technique: A Solution to Combined Large Upper and Lower Eyelid Mohs Defects

Zachary Keenum, Ronald Mancini

UTSW ASOPRS Ophthalmology, Dallas, Texas, United States



SURGICAL VIDEOS

LACRIMAL

Novel Use of a Resorbable Implant for Bony Reconstruction in Lacrimal Sac Squamous Cell Carcinoma

Meleha Ahmad¹, Marycon Jiro¹, Amanda Miller¹, Melike Pekmezci², Seanna Grob¹, M. Reza Vagefi¹, Robert Kersten¹, Bryan Winn¹

¹Department of Ophthalmology, University of California San Francisco, San Francisco, California, United States, ²Department of Pathology, University of California San Francisco, San Francisco, California, United States

M&M/TOUGH CASES

Combined Endoscopic and Trans-Orbital Resection of Recurrent Orbital Fibrous Dysplasia with Orbital Wall Reconstruction

Zahra Markatid¹, Shanlee Stevens¹, Rozita Jafari², Golfam Mehrparvar², Amir Arabi³, Kambiz Ameli¹, Wendy Lee¹

¹Oculoplastics, Bascom Palmer Eye Institute, Miami, Florida, United States, ²Department of Otorhinolaryngology, Shahid Beheshti University of Medical Sciences, Tehran, Iran, Islamic Republic Of, ³Ophthalmic Research Center, Torfe Medical Center, Tehran, Iran, Islamic Republic Of

Inferior Oblique Flap: A Creative Alternative to Provide Vascular Supply in Complex Ocular Surface Reconstruction

Kelsey Roelofs, Haroon Rasheed, Nathan Pirakitikulr, Daniel Rootman

University of California-Los Angeles, Los Angeles, California, United States

Resection of a Frontoethmoidal Osteoma via a Combined Transorbital and Endonasal Approach

Christopher Dermarkarian, Sina Torabi, Frank Hsu, Edward Kuan, Jeremiah Tao

University of California-Irvine, Irvine, California, United States



ORBITAL DISEASE

Intraorbital Transvenous Embolization of a Direct Arteriovenous Fistula

Olivia Cheng¹, Stella Chung^{1,2,3}, Jeffrey Wilseck⁴, Alon Kahana^{1,2,3}

¹Ophthalmology, William Beaumont Hospital, Royal Oak, Michigan, United States, ²Ophthalmology, Oakland University William Beaumont School of Medicine, Rochester, Michigan, United States, ³Kahana Oculoplastic & Orbital Surgery, Ann Arbor, Michigan, United States, ⁴Radiology, William Beaumont Hospital, Royal Oak, Michigan, United States

Management of Extreme Enophthalmos: Customized Techniques for Different Etiologies

Sasha Hubschman¹, Kelsey Roelofs¹, Pallavi Singh¹, Jeffrey Suh², Daniel Rootman¹, Robert Goldberg¹

¹Oculoplastic Department, Jules Stein Eye Institute, Los Angeles, California, United States, ²Department of Head and Neck Surgery, UCLA, Los Angeles, California, United States

Marginal Full Thickness Blepharotomy for Management of Orbital Compartment Syndrome

Stephen Dryden^{1,2}, George Salloum³, Andrew Meador¹, Jacquelyn Laplant², Aleksandr Kruglov², Brian Fowler², Matthew Wilson², James Fleming²

¹TN Oculoplastics, Nashville, Tennessee, United States, ²Ophthalmology, University of Tennessee Health Science Center, Hamilton Eye Institute, Memphis, Tennessee, United States, ³Eye Plastic and Reconstructive Surgeons of CNY, Syracuse, Tennessee, United States

Periocular Lymphangioma: 'Bleo'-Ing in the Wind

Akshay Gopinathan Nair^{1,2,3}, Bipasha Mukherjee⁴

¹Ophthalmic Plastic Surgery & Ocular Oncology Services, Advanced Eye Hospital and Institute, Navi Mumbai, India, ²Ophthalmic Plastic Surgery & Ocular Oncology Services, Aditya Jyot Eye Hospital, Mumbai, India, ³Ophthalmic Plastic Surgery and Ocular Oncology Services, R Jhunjunwala Sankara Eye Hospital, Panvel, Navi Mumbai, India, ⁴Oculoplasty, Orbit, Trauma, Aesthetic and Reconstructive Surgery Services, Sankara Nethralaya, Chennai, India



POSTERS

Posters are available online before, during, and after the meeting. No CME is provided for viewing of posters.

AESTHETIC

A Cost-Efficient Alternative – Retrospective Review of Oral versus Intravenous Acetaminophen for Pain Control in Endoscopic Forehead and Brow Lift Surgery

Thai Do^{1,2,3}, Alice Chuang⁴, Dianne Schlachter^{5,2,3}, Evan Black^{5,2,3}

¹Consultants in Ophthalmic and Facial Plastics Surgery, Southfield, Michigan, United States, ²Kresge Eye Institute, Department of Ophthalmology, Wayne State University School of Medicine, Detroit, Michigan, United States, ³Beaumont Eye Institute, Department of Ophthalmology, Oakland University William Beaumont School of Medicine, Royal Oak, Michigan, United States, ⁴Ruiz Department of Ophthalmology and Visual Science, McGovern Medical School at the University of Texas Health and Science Center in Houston, Houston, Texas, United States, ⁵Consultants in Ophthalmic and Facial Plastic Surgery, Southfield, Michigan, United States

A Review of Facial Filler Vascular Occlusion Rates Comparing Needle Sizes

Denisse Cristina Porrás Fimbres¹, Gabriel Scott², Julie Woodward¹

¹Duke University Medical Center, Durham, North Carolina, United States, ²Ophthalmology, Duke University Medical Center, Durham, North Carolina, United States

Bilateral Keratitis from Fibroblast Skin Resurfacing

Naomi Gutkind, Marissa Shoji, Andrew Rong

Ophthalmology, Bascom Palmer Eye Institute, Miami, Florida, United States

Botulinum Toxin Induced Denervation of Frown Muscles in Post-Traumatic Stress Disorder

Pallavi Singh¹, Walter Dunn², Nathan Pirakitikulr¹, Kelsey Roelofs¹, Mario Cale¹, Robert Goldberg¹, Daniel Rootman¹

¹Division of Oculoplastics, University of California, Los Angeles, Los Angeles, California, United States, ²Department of Psychiatry, University of California, Los Angeles, Los Angeles, California, United States

Case of Alopecia Areata Months after Endoscopic Brow Lift

Shravani Mikkilineni, Roger Dailey

Oculoplastic Surgery, Casey Eye Institute, Portland, Oregon, United States

Improvement of Brow Symmetry with Botulinum Toxin Injections: A Longitudinal Study

Pallavi Singh, Jason Strawbridge Strawbridge, Kelsey Roelofs, Nathan Pirakitikulr, Daniel Rootman, Robert Goldberg

Division of Oculoplastics, University of California, Los Angeles, Los Angeles, California, United States



POSTERS

AESTHETIC (CONT.)

Multiple Retinal Emboli Following Injection of Acellular Porcine Urinary Bladder Matrix for Hair Restoration

Hannah Schultz¹, Shazia Dharssi¹, Colin Bacorn², Aaron Priluck¹, Sophie Cai¹, Nicholas Mahoney²

¹Ophthalmology, Johns Hopkins University, Baltimore, Maryland, United States, ²Oculoplastic Surgery, Johns Hopkins University, Baltimore, Maryland, United States

Qualitative Analysis of the Dissolvability of Hyaluronic-Acid Based Fillers

S. Tammy Hsu¹, Kevin Jackson¹, Gabriel Scott², Sandy Zhang-Nunes³, Julie Woodward^{1,4}

¹Duke Ophthalmology, Durham, North Carolina, United States, ²Durham, North Carolina, United States, ³USC Roski Eye Institute, Keck School of Medicine, Los Angeles, California, United States, ⁴Duke Dermatology, Durham, North Carolina, United States

Tarsal Inflammatory/Ischemic Syndrome (TIIS) as a Complication of Aesthetic Eyelid Surgery

Yao Wang¹, June Geng², Guy Massry²

¹Eyesthetica, Los Angeles, California, United States, ²Beverly Hills, California, United States

The Efficacy of Silicone Gel versus Placebo for Post-Operative Upper Eyelid Scarring: A Prospective, Randomized, Double Blinded Study

Tiffany Cheng, Fei Wang, Tobin Thuma, Anne Barmettler

Bronx, New York, United States

The Prevalence of Body Dysmorphic Disorder in Oculoplastic Surgery and the Role of Social Media Use

Shanlee Stevens, Zahra Markatia, Naomi Gutkid, Kambiz Ameli, Mandah Bayarada, Wendy Lee

Ophthalmology, Bascom Palmer Eye Institute, Miami, Florida, United States

The Use of Google Trends and Twitter Data as a Tool for Evaluating Public Interest in Hyaluronic Acid Eyelid Filler

Samuel Cohen, Andrea Kossler

Stanford University School of Medicine, Stanford, California, United States

Tranexamic Acid as a Treatment for Periorbital Skin: A Systematic Review

Jessica Zhang¹, Jeffrey Wu¹, Aurelia Minuti², Anne Barmettler¹

¹Ophthalmology, Albert Einstein College of Medicine, New York, New York, United States, ²Albert Einstein College of Medicine, New York, New York, United States

EYELID DISORDERS

A Comparison of Postoperative Infection Rates Following Office-Based Oculoplastics Procedures with Sterile Vs Clean Gauze - A Prospective Randomized, Single Blinded, Clinical Trial

Diane Wang, Roman Shinder

Ophthalmology, SUNY Downstate, Brooklyn, New York, United States



POSTERS

EYELID DISORDERS (CONT.)

A Standardized Grading System for Trachomatous Entropion

Carlthan Ling¹, Hashiya Kana², Jerusha Weaver², Emily Gower², Shannath Merbs¹

¹Ophthalmology and Visual Sciences, University of Maryland School of Medicine, Baltimore, Maryland, United States, ²Gillings School of Global Public Health, University of North Carolina, Chapel Hill, North Carolina, United States

Clinical Features and Management of Eyelid Margin Nevi

Philip Custer¹, M. Laurin Council²

¹John F Hardesty, MD Department of Ophthalmology and Visual Sciences, Washington University School of Medicine in St Louis, St Louis, Missouri, United States, ²Department of Medicine (Dermatology), Washington University School of Medicine in St Louis, St Louis, Missouri, United States

Cutler-Beard Procedure: Indications, and Outcomes in 76 Cases

Milind Naik¹, Arundhati Tiwari¹, Swathi Kaliki², Mohammad Javed Ali³

¹Ophthalmic Plastic Surgery, LV Prasad Eye Institute, Hyderabad, Hyderabad, India, ²Ocular Oncology Service, LV Prasad Eye Institute, Hyderabad, Hyderabad, India, ³Ophthalmic Plastic Surgery Service, LV Prasad Eye Institute, Hyderabad, Hyderabad, India

Determination of Hyaluronic Acid Based Filler Density for Use in the Correction of Lagophthalmos

Colin Bacorn¹, Adrianna Jensen², Nicholas Mahoney¹

¹Oculoplastic Surgery, Johns Hopkins University, Baltimore, Maryland, United States, ²Ophthalmology, Johns Hopkins University, Baltimore, Maryland, United States

Effect of Medical and Surgical Glaucoma Treatment on Fornix Depth

Ethan Osias¹, Mario Cale¹, Vivian Shibayama², Daniel Rootman¹

¹Division of Orbital and Ophthalmic Plastic Surgery, Jules Stein Eye Institute, Los Angeles, California, United States, ²Ophthalmology, Jules Stein Eye Institute, Los Angeles, California, United States

Evaluation of Epidermal Adherens Junctions in Eyelid Specimens of Rosacea

Edward Wladis^{1,2}, Annette Kaminaka¹, Ramon Bossardi³, Alejandro Adam^{3,1}

¹Lions Eye Institute, Department of Ophthalmology, Albany Medical College, Albany, New York, United States, ²Department of Otolaryngology, Albany Medical College, Albany, New York, United States, ³Molecular and Cellular Physiology, Albany Medical College, Albany, New York, United States

Head Rotation and Psychomotor Skills in Eyelid Surgery

Stefania Diniz¹, John Neseemann², Nicholas Jackson², Daniel Rootman²

¹Brasilia, DF, Brazil, ²Los Angeles, California, United States



POSTERS

EYELID DISORDERS (CONT.)

Immunomodulatory Agents' Effects on Surgical Site Infection in Incisional Eyelid Surgery

Carleigh Bruce¹, Joseph Bogaard², Norberto Mancera³, Smith Ann Chisholm¹

¹Ophthalmology, Medical College of Wisconsin, Milwaukee, Wisconsin, United States, ²Ophthalmology, University of Virginia, Charlottesville, Virginia, United States, ³Florida Eye Specialists and Cataract Institute, Brandon, Florida, United States

Impact of Teprotumumab on Periorbital Appearance in Thyroid Eye Disease

Lisa Y. Lin¹, Edith R. Reshef¹, Jonathan E. Lu¹, Carolina A. Chiou¹, Nahyoung Grace Lee¹, Natalie Wolkow^{1,2}, Suzanne K. Freitag¹

¹Department of Ophthalmology, Ophthalmic Plastic Surgery, Massachusetts Eye and Ear, Boston, Massachusetts, United States, ²Department of Ophthalmology, David G. Cogan Laboratory of Ophthalmic Pathology, Massachusetts Eye and Ear, Boston, Massachusetts, United States

Intralesional Corticosteroid Injections for Treatment of Isolated Eyelid Edema in Patients with Melkersson-Rosenthal Syndrome

Shazia Dharssi¹, Charles Eberhart², Emma McDonnell³, Alexandra Rosado², Sepideh Siadati², Nicholas Mahoney²

¹Ophthalmology, Wilmer Eye Institute, Baltimore, Maryland, United States, ²Baltimore, Maryland, United States, ³San Diego, California, United States

Is Office Testing of Hering's Law Consistent with Outcomes of Single Suture Mueller's Muscle Conjunctival Resection for Unilateral Ptosis?

Zvi Gur¹, Minwook Chang², Daniel Ozzello³, Catherine Liu⁴, Bobby Korn⁴, Don Kikkawa⁵

¹Department of Ophthalmology, Hadassah Medical Organization, Jerusalem, Israel, ²Department of Ophthalmology, Dongguk University Ilsan Hospital, Seoul, Korea, Democratic People's Republic of, ³Department of Ophthalmology, UC San Diego Shiley Eye Institute, San Diego, California, United States, ⁴Division of Oculofacial Plastic and Reconstructive Surgery, Viterbi Family Department of Ophthalmology, Division of Oculofacial Plastic and Reconstructive Surgery, Viterbi Family Department of Ophthalmology, San Diego, California, United States, ⁵Division of Oculofacial Plastic and Reconstructive Surgery, Viterbi Family Department of Ophthalmology, Division of Oculofacial Plastic and Reconstructive Surgery, Viterbi Family Department of Ophthalmology, San Diego, California, United States

Isolated Ptosis Secondary to Non-Aneurysmal Neurovascular Compression of the Oculomotor Nerve: Presentation of Two Cases

Victoria S. North¹, Maria D. Garcia¹, Cristiano Oliveira¹, John A. Tsiouris², Kyle J. Godfrey^{1,3}

¹Ophthalmology, Weill Cornell Medicine, New York, New York, United States, ²Radiology, Weill Cornell Medicine, New York, New York, United States, ³Neurological Surgery, Weill Cornell Medicine, New York, New York, United States



POSTERS

EYELID DISORDERS (CONT.)

Monocular Diplopia Associated with Use of Topical Oxymetazoline 0.1% Ophthalmic Solution: A Case Report and Review of the Literature

Ramy Rashad¹, Daniel R. Lefebvre^{2,3,4}

¹Department of Ophthalmology, Boston Medical Center / Boston University School of Medicine, Boston, Massachusetts, United States, ²Department of Ophthalmology, Mass Eye and Ear / Harvard Medical School, Boston, Massachusetts, United States, ³Surgical Service / Division of Ophthalmology, Boston Veterans Administration HealthCare System, Jamaica Plain, Massachusetts, United States, ⁴Dedham Ophthalmic Consultants and Surgeons, Dedham, Massachusetts, United States

Novel Association of Voriconazole and Essential Skin Shrinkage, Leading to Ectropion

Rishabh Singh¹, Anna Kupcha²

¹School of Medicine, Boston University, Boston, Massachusetts, United States, ²Ophthalmology, Boston University School of Medicine, Boston, Massachusetts, United States

Primary Cutaneous Anaplastic Large Cell Lymphoma of the Eyelid

Katherine M. Lucarelli¹, Sruti S. Akella¹, John Karl Frederiksen², Ann Q. Tran¹

¹Department of Ophthalmology, University of Illinois Eye & Ear Infirmary, Chicago, Illinois, United States, ²Department of Pathology, University of Illinois at Chicago, Chicago, Illinois, United States

Risk Factors for Worsening Dry Eye Symptoms in Patients Undergoing External Levator Advancement Surgery

Christine Zemsky¹, Larissa Ghadiali^{2,3}, Noam Rudnick¹, Bryan Winn^{4,5}

¹Ophthalmology, Johns Hopkins University, Baltimore, Maryland, United States, ²Ophthalmology, Edward Hines, Jr. VA Hospital, Hines, Illinois, United States, ³Hinsdale Eye Center, Hinsdale, Illinois, United States, ⁴Ophthalmology, University of California San Francisco, San Francisco, California, United States, ⁵Ophthalmology, San Francisco Veterans Affairs Health Care System, San Francisco, California, United States

Severe Eyelid Inflammation Following Midostaurin Plus Chemotherapy for Acute Myeloid Leukemia

Jessica Crawford¹, Raymond Cho²

¹Department of Ophthalmology and Visual Sciences, The Ohio State University Wexner Medical Center and The Ohio State University Comprehensive Cancer Center – James Cancer Center and Solove Research Institute, Columbus, Ohio, United States, ²Department of Ophthalmology and Visual Sciences, The Ohio State University Wexner Medical Center and The Ohio State University Comprehensive Cancer Center – James Cancer Hospital and Solove Research Institute, Columbus, Ohio, United States

Single Central Suture Mueller Muscle Conjunctival Resection Without Phenylephrine Test: 5-Year Experience

Diane Wang, Wenyu Deng, Roman Shinder

Ophthalmology, SUNY Downstate, Brooklyn, New York, United States



POSTERS

EYELID DISORDERS (CONT.)

The Very Long Term Effect of Muller Muscle Conjunctival Resection on Dry Eye Syndrome

Ofira Zloto^{1,2}, Idan Alcalay³, Daphna Landau Prat^{4,2}, Guy Ben Simon^{1,2}

¹Sheba Medical Center, Goldschleger Eye Institute, Tel Hashomer, Israel, ²Tel Aviv University, Sackler Faculty of Medicine, Tel Aviv, Israel, ³Sackler Faculty of Medicine, Tel Aviv, Israel, ⁴Goldschleger Eye Institute, Sheba Medical Center, Tel Hashomer, Israel

LACRIMAL

Effect of Subcutaneous Tranexamic Acid on Hemostasis and Ecchymosis in Dacryocystorhinostomy: A Double-Blind, Placebo-Controlled, Randomized Clinical Trial

Anna Artymowicz, Roman Shinder

SUNY downstate, Brooklyn, New York, United States

Histopathological and Component Analysis of Lacrimal Sac Mucosa with Submucosal Foreign Bodies Migration

Yasushi Fujita¹, Masashi Mimura^{2,3,4}, Yohei Sato¹, Tomoyuki Kashima⁵

¹Department of Oculoplastic and Reconstructive Surgery, Oculofacial Clinic Osaka, Osaka, Japan, ²Department of Ophthalmology, Hyogo Medical University, Nishinomiya, Japan, ³Department of Oculoplastic and Reconstructive Surgery, Oculofacial Clinic Osaka, Osaka, Japan, ⁴Department of Ophthalmology, Toho University Sakura Medical Center, Sakura, Japan, ⁵Department of Oculoplastic and Reconstructive Surgery, Oculofacial Clinic Tokyo, Tokyo, Japan

Lacrimal Gland Biopsies – A Histo-Pathological Update

Dr Segun Awotesu, Raghavan Sampath

Eye Department, University Hospitals of Leicester UK, Leicester, United Kingdom

Punctal Stenosis in Patients Taking Dupilumab

Anne Strong Caldwell, Ryan Larochelle, Sophie Liao

Sue Anschutz-Rodgers Eye Center, Department of Ophthalmology, University of Colorado, Aurora, Colorado, United States

M&M/TOUGH CASES

Acellular Fish Skin Graft for Periocular Reconstruction

Sarah Avila¹, Adam de la Garza¹, Annie Moreau²

¹Ophthalmology, Emory University School of Medicine, Atlanta, Georgia, United States, ²Ophthalmology, Dean McGee Eye Institute, Oklahoma City, Oklahoma, United States



POSTERS

M&M/TOUGH CASES (CONT.)

An Insidious Case of Malignant Optic Nerve Glioma with a Suprasellar Mass

Maja Magazin¹, Michelle Sun², Ann Tran³, Marc Dinkin², Michael Kazim⁴, Andrea Tooley⁵

¹Ophthalmology, Medical College of Georgia at Augusta University, Augusta, Georgia, United States, ²Ophthalmology, Weill Cornell Medical Center, New York, New York, United States, ³Ophthalmology, University of Illinois Eye and Ear Infirmary, Chicago, Illinois, United States, ⁴Oculoplastic and Orbital Surgery, Edward Harness Eye Center Columbia University Irving Medical Center, New York, New York, United States, ⁵Ophthalmology, Mayo Clinic, Rochester, Minnesota, United States

Bilateral Self-Limited Idiopathic Facial Nerve Palsy and Transient Loss of Bell's Reflex Following Rhytidectomy

Donovan Reed¹, Monica Ray¹, Moe Aung², Tanuj Nakra^{1,2}

¹Texas Oculoplastics Consultants (TOC) Eye & Face, Austin, Texas, United States, ²Ophthalmology, Dell Medical School at the University of Texas at Austin, Austin, Texas, United States

Complete Vision Loss and Proptosis in a Child Following Endovascular Embolization of Orbital Varix

Nicholas Levergood³, Ji Kwan Park^{1,2,3}, Jing Sun³, Hui Bae Harold Lee^{1,2,3}

¹Oculofacial Plastic and Orbital Surgery, Indianapolis, Indiana, United States, ²Ascension St. Vincent Hospital, Indianapolis, Indiana, United States, ³Department of Ophthalmology, Indiana University School of Medicine, Indianapolis, Indiana, United States

Factitious Disease in Oculoplastic Surgery

Lilly Wagner¹, Ali Mokhtarzadeh², Basel Sharaf³

¹Ophthalmology, Mayo Clinic, Rochester, Minnesota, United States, ²Ophthalmology, University of Minnesota, Minneapolis, Minnesota, United States, ³Plastic Surgery, Mayo Clinic, Rochester, Minnesota, United States

Orbital Compartment Syndrome from Septic Cavernous Sinus Thrombosis

Naomi Gutkind, Ying Chen, Oded Ohana, Noy Ashkenazy, Janet Davis, David Tse

Ophthalmology, Bascom Palmer Eye Institute, Miami, Florida, United States

ONCOLOGY

A Case Report of Pediatric Orbital Diffuse Large B-Cell Lymphoma and a Review of the Literature

Kimberly Nguyen, John Ng

Ophthalmology, Casey Eye Institute, Oregon Health & Sciences University, Portland, Oregon, United States



POSTERS

ONCOLOGY (CONT.)

A Multicenter Retrospective Study of Orbit Involving T-Cell Lymphoma

Amritha Kanakamedala¹, Tiffany Ho¹, Roman Shinder², John Nguyen³, Tom Bersani⁴, Brian Tse⁵, Steven Couch¹

¹John F. Hardesty Department of Ophthalmology and Visual Sciences, Washington University in St. Louis, St. Louis, Missouri, United States, ²Department of Ophthalmology, SUNY Downstate Medical Center, Brooklyn, New York, United States, ³Department of Ophthalmology and Visual Sciences, West Virginia University Eye Institute, Morgantown, West Virginia, United States, ⁴Eye Plastic and Reconstructive Surgeons of Central New York, Syracuse, New York, United States, ⁵Department of Ophthalmology, Bascom Palmer Eye Institute, Miami, Florida, United States

A Rare Presentation of Erdheim-Chester Disease

Marie Somogyi¹, Elisabeth Sledz², Samantha Jakuboski², David Yoo²

¹University of Texas at Austin Dell Medical School, Austin, Texas, United States, ²Loyola University Chicago, Chicago, Illinois, United States

Adenocarcinoma of the Colon Presenting as Sphenoid Wing Metastasis

Rupin Parikh, Austin LaGrow, Annie Moreau

Ophthalmology, Dean McGee Eye Institute, Oklahoma City, Oklahoma, United States

Atypical Spindle Cell and Pleomorphic Lipomatous Tumor of the Ocular Adnexa: Two Cases of a Rare Entity

Jan P. Ulloa-Padilla^{1,2}, Raul Hernandez Rubio Hernandez Rubio³, Siwei Zhou¹, Jacqueline Carrasco¹, Alison Watson¹, Kenneth Morgenstern^{1,2}, Tatyana Milman^{4,5}

¹Ophthalmic Plastic and Reconstructive Surgery, Wills Eye Hospital, Philadelphia, Pennsylvania, United States, ²Morgenstern Center for Orbital and Facial Plastic Surgery, Wayne, Pennsylvania, United States, ³Ophthalmology, Lankenau Medical Center, Wynnewood, Pennsylvania, United States, ⁴Pathology, Wills Eye Hospital, Philadelphia, Pennsylvania, United States, ⁵Pathology and Laboratory Medicine, University of Pennsylvania, Philadelphia, Pennsylvania, United States

Concurrent Conjunctival Follicular Lymphoma with Gastric Malt Lymphoma: Discordant Lymphoma or Lymphoma Transformation?

Jane Spadaro¹, Ryan Chow², Ninani Kombo¹, Larissa Habib¹

¹Ophthalmology, Yale New Haven Hospital, New Haven, Connecticut, United States, ²Yale School of Medicine, New Haven, Connecticut, United States

High-Grade Eccrine Adenocarcinoma Arising from the Eyelid with BRCA2/BRIP1 Mutation

Jane Spadaro¹, Despoina Theotoka¹, Brittany Perzia¹, Mohsain Gill¹, Larissa Habib^{1,2}, Renelle Pointdujour-Lim^{1,2}

¹Ophthalmology, Yale New Haven Hospital, New Haven, Connecticut, United States, ²Ocular Oncology, Yale Smilow Cancer Hospital, New Haven, Connecticut, United States

Invasive Orbital Squamous Cell Carcinoma Mimicking Chalazion

Narmien Haddad Murdock¹, Angela Ngo¹, Karine Shebaclo¹, Viraj Mehta^{2,1}

¹Ophthalmology, MedStar Georgetown University Hospital, Washington, D.C., District of Columbia, United States, ²Washington Eye Physicians & Surgeons, Chevy Chase, Maryland, United States



POSTERS

ONCOLOGY (CONT.)

Low-Grade Fibromyxoid Sarcoma of the Orbit

Angela Oh, Pallavi Singh, Nathan Pirakitikulr, Kelsey Roelofs, Daniel Rootman

Division of Orbital and Ophthalmic Plastic Surgery, Jules Stein Eye Institute, University of California, Los Angeles, Los Angeles, California, United States

Medical, Environmental and Social Determinants Associated with Periocular Cutaneous Malignancies Using the All of Us National Database

Nilooofar Radgoudarzi¹, Liane Dallalzadeh², Bharanidharan Radha Saseendrakumar³, Joy Guo³, Don O. Kikkawa^{2,4}, Sally L. Baxter³

¹UC San Diego School of Medicine, La Jolla, California, United States, ²UC San Diego Viterbi Family Department of Ophthalmology, Division of Oculofacial Plastic and Reconstructive Surgery, La Jolla, California, United States, ³UC San Diego Viterbi Family Department of Ophthalmology, Division of Ophthalmology Informatics and Data Science, La Jolla, California, United States, ⁴UC San Diego Department of Surgery, Division of Plastic Surgery, La Jolla, California, United States

Orbital Exenteration: Review of Morbidity and Mortality

Zahra Markatia, Shanlee Stevens, Naomi Gutkind, Kambiz Ameli, Enkhmandakh Bayaraa, Wendy Lee

Oculoplastics, Bascom Palmer Eye Institute, Miami, Florida, United States

Orbital Tumor Lysis Syndrome Secondary to Checkpoint Inhibition Immunotherapy for Locally Advanced Conjunctival Melanoma

Liane Dallalzadeh¹, Michelle Ting¹, Nicole Topilow¹, Catherine Liu¹, Don Kikkawa^{1,2}, Bobby Korn^{1,2}

¹Division of Oculofacial Plastic and Reconstructive Surgery, Viterbi Family Department of Ophthalmology, Shiley Eye Institute, UC San Diego, La Jolla, California, United States, ²Division of Plastic and Reconstructive Surgery, Department of Surgery, UC San Diego, La Jolla, California, United States

Rare Presentation of Optic Nerve Glioblastoma with Partial Loss of H3K27me3

Helena Lam, MD¹, Casey Judge, DO¹, Raneem Rajjoub, MD¹, Andrew Venteicher, MD, PhD², Liam Chen, MD, PhD³, Michael Lee, MD¹, Ali Mokhtarzadeh, MD¹

¹Department of Ophthalmology and Visual Neurosciences, University of Minnesota, Minneapolis, Minnesota, United States, ²Department of Neurosurgery, University of Minnesota, Minneapolis, Minnesota, United States, ³Department of Laboratory Medicine and Pathology, University of Minnesota, Minneapolis, Minnesota, United States

Recurrence of Teprotumumab-Induced Hearing Loss Prevented with Dose Reduction

Ragini Phansalkar¹, Chrysoula Dosiou², Andrea Kossler³

¹Stanford University School of Medicine, Stanford, California, United States, ²Division of Endocrinology, Stanford University School of Medicine, Stanford, California, United States, ³Oculoplastic Surgery & Orbital Oncology, Byers Eye Institute at Stanford University, Stanford, California, United States



POSTERS

ONCOLOGY (CONT.)

Risk Factors for Developing Depressive Symptoms in the Immediate Postoperative Period after Mohs Micrographic Surgery

Alexis Kassotis¹, Joseph Grimes², Faramarz Samie³, Jesse Lewin⁴, Jon Levenson⁵, Lora Glass⁶

¹Department of Ophthalmology, Columbia University, New York, New York, United States, ²Vagelos College of Physicians and Surgeons, Columbia University, New York, New York, United States, ³Department of Dermatology, Columbia University, New York, New York, United States, ⁴Department of Dermatology, Ichan School of Medicine at Mount Sinai, New York, New York, United States, ⁵Department of Psychiatry, Columbia University, New York, New York, United States, ⁶Department of Ophthalmology, Columbia University, New York, New York, United States

Sinonasal Mucosal Melanoma with Secondary Orbital Invasion – A Case Series

Cameron Yang¹, Andrew Mueller^{1,2}, Ricardo Carrau^{3,4}, Kyle Vankoeving³, Raymond Cho¹

¹Department of Ophthalmology and Visual Sciences, The Ohio State University Wexner Medical Center and The Ohio State University Comprehensive Cancer Center – James Cancer Hospital and Solove Research Institute, Columbus, Ohio, United States, ²Ophthalmic Surgeons and Consultants of Ohio, Columbus, Ohio, United States, ³Department of Otolaryngology – Head and Neck Surgery, The Ohio State University Wexner Medical Center and The Ohio State University Comprehensive Cancer Center – James Cancer Hospital and Solove Research Institute, Columbus, Ohio, United States, ⁴Department of Neurologic Surgery, The Ohio State University Wexner Medical Center and The Ohio State University Comprehensive Cancer Center – James Cancer Hospital and Solove Research Institute, Columbus, Ohio, United States

Surgical Management of an Exophytic Optic Nerve Sheath Meningioma

Kendall Goodyear, Angela C. Chen, Kelsey A. Roelofs, Robert A. Goldberg

Division of Orbital and Ophthalmic Plastic Surgery, Stein Eye Institute at University of California Los Angeles, Los Angeles, California, United States



POSTERS

ORBITAL DISEASE

3D Printed Training Model for Orbital Fracture Education

Martina Rama¹, Lauren Schlegel¹, Douglas Wisner², Robert Pugliese³, Siwei Zhou⁴, Deepak Ramesh⁴, Robert Penne⁴, Alison Watson⁴

¹Sidney Kimmel Medical College, Thomas Jefferson University, Philadelphia, Pennsylvania, United States, ²Cataract and Primary Eye Care Service, Wills Eye Hospital, Philadelphia, Pennsylvania, United States, ³Health Design Lab, Thomas Jefferson University and Jefferson Health, Philadelphia, Pennsylvania, United States, ⁴Oculoplastic and Orbital Surgery, Wills Eye Hospital, Philadelphia, Pennsylvania, United States

A 10-Year Retrospective Review of Patients with Orbital Inflammatory Pathology Who Underwent Surgical Biopsy at the University of Kansas Medical Center (KUMC)

Sara Krachmalnick¹, Mary Mitchell², Jason A. Sokol³

¹Department of Ophthalmology, University of Kansas Medical Center, Kansas City, Kansas, United States, ²School of Medicine, University of Kansas Medical Center, Kansas City, Kansas, United States, ³Oculofacial Plastic and Orbital Surgery, University of Kansas Medical Center, Kansas City, Kansas, United States

A Case of Orbital Amyloidosis with Involvement of the Ophthalmic Division of the Trigeminal Nerve

Raneem Rajjoub, Andrew Harrison, Amanda Maltry, Ali Mokhtarzadeh

Department of Ophthalmology and Visual Neurosciences, University of Minnesota, Minneapolis, Minnesota, United States

A Clinical and Histopathological Analysis of Lacrimal Gland Biopsies at a Single Institutional Site from 2010–2020

Gina Mahatma¹, Edward Wladis^{1,2}

¹Lions Eye Institute, Department of Ophthalmology, Albany Medical College, Albany, New York, United States, ²Department of Otolaryngology, Albany Medical College, Albany, New York, United States

Atypical Presentations of Orbital Cysticercosis

Nidhi Pandey¹, Akshay Gopinathan Nair^{2,3}

¹Oculoplastic Surgery, Indira Gandhi Eye Hospital, Lucknow, India, ²Ophthalmic Plastic Surgery Services, Aditya Jyot Eye Hospital, Mumbai, India, ³Ophthalmic Plastic Surgery Services, Advanced Eye Hospital & Institute, Mumbai, India

Caruncle Lesions: Demographics, Clinical Presentation and Histopathology

Mary Awad, Raghavan Sampath

Eye Department, University Hospitals of Leicester UK, Leicester, United Kingdom

Chronic Lymphocytic Leukemia Manifesting as Bilateral Periorbital Edema

Jane Spadaro¹, John Sinard², Kalman Watsky³, Larissa Habib¹

¹Ophthalmology, Yale New Haven Hospital, New Haven, Connecticut, United States, ²Pathology, Yale New Haven Hospital, New Haven, Connecticut, United States, ³Dermatology, Yale New Haven Hospital, New Haven, Connecticut, United States



POSTERS

ORBITAL DISEASE (CONT.)

Cocaine Orbitopathy Complicated by Orbital Wall Defects, Bilateral Naso-Orbital Fistulas, and Phthisis

Johnathan Jeffers, Sruti Akella, Ann Tran, Pete Setabutr

Department of Ophthalmology, Illinois Eye and Ear Infirmary, Chicago, Illinois, United States

Complications of Lateral Orbitotomy with Bone Window

Tatiana R. Rosenblatt, Makayla McCoskey, Edith R. Reshef, Jonathan E. Lu, Daniel R. Lefebvre, Nahyoung Grace Lee, Michael K. Yoon, Suzanne K. Freitag

Department of Ophthalmology, Ophthalmic Plastic Surgery, Massachusetts Eye and Ear, Boston, Massachusetts, United States

Corneal Sensitivity and Epithelial Thickness in Patients with Chronic Orbital Pain Compared to Healthy Subjects

Grace Lee¹, Julie Nellis², Erin Shriver²

¹Carver College of Medicine, University of Iowa, Iowa City, Iowa, United States, ²Department of Ophthalmology and Visual Sciences, University of Iowa, Iowa City, Iowa, United States

Correlation of Orbital Implant Diameter with Custom Ocular Prosthesis Volume, and Aesthetic Outcome Following Evisceration: A Randomized Controlled Trial Across 3 Different Implant Diameters

Tarjani Dave, Sanjana Molugu

Ophthalmic Plastic Surgery Service, LV Prasad Eye Institute, Hyderabad, India

Cytogenetic Abnormalities in Multiple Myeloma Patients with Orbital Involvement

Susan Tucker¹, Sara Haas¹, Tasneem Zaihra²

¹Ophthalmology, Beth Israel Lahey Health, Peabody, Massachusetts, United States, ²Research, Beth Israel Lahey Health, Burlington, Massachusetts, United States

Deep Vein Thrombosis in the Setting of Teprotumumab Therapy for Thyroid Associated Orbitopathy

Jacqueline Lopez¹, Amanda Miller¹, Meleha Ahmad¹, M. Reza Vagefi¹, Seanna Grob¹, Robert Kersten¹, Bryan Winn^{1,2}

¹Ophthalmology, University of California San Francisco, San Francisco, California, United States, ²Ophthalmology, San Francisco Veterans Affairs Health Care System, San Francisco, California, United States

Ectopic Fibrous Dysplasia Presenting as a Well-Circumscribed Orbital Mass

Tonya Lee¹, Nicole Topilow², Michelle Ting², Melanie Estrella³, Catherine Liu², Bobby Korn², Cole Ferguson³, Don Kikkawa²

¹Shiley Eye Institute, University of California San Diego, La Jolla, California, United States, ²Division of Oculofacial Plastic and Reconstructive Surgery, UC San Diego Viterbi Family Department of Ophthalmology, La Jolla, California, United States, ³Division of Neuropathology, University of California San Diego, La Jolla, California, United States



POSTERS

ORBITAL DISEASE (CONT.)

Effect of Optic Nerve Sheath Fenestration on Visual Recovery in Pseudotumor Cerebri Syndrome

Yi Ling Dai¹, David Ramsey², Geetha Athappilly³, Susan Tucker³

¹Ophthalmology, Tufts Medical Center/New England Eye Center, Boston, Massachusetts, United States, ²Lahey Health, Burlington, Massachusetts, United States, ³Ophthalmology, Lahey Clinic, Burlington, Massachusetts, United States

Efficacy of 3D-Printed Customized Orbital Implant for Orbital Wall Fracture Repair

Ho-Seok Sa, Yeong A Choi, Min Kyu Yang

Ophthalmology, Asan Medical Center, Seoul, Korea, Republic of

Exploring Successful Treatments for Upper Eyelid Retraction in Graves Orbitopathy: A Scoping Review

Dominique Salh¹, Robin Parker², Madeline Tweel¹, Ahsen Hussain³

¹Faculty of Medicine, Dalhousie University, Halifax, Nova Scotia, Canada, ²Department of Community Health & Epidemiology, Dalhousie University, Halifax, Nova Scotia, Canada, ³Department of Ophthalmology and Visual Sciences, Dalhousie University, Halifax, Nova Scotia, Canada

Extraocular Muscle Size and Motility in Patients with Orbital Wall Fractures

Nathan Pirakitikulr, Kendall Goodyear, Kelsey Roelofs, Liza Cohen, Robert Goldberg, Daniel Rootman

Division of Orbital and Ophthalmic Plastic Surgery, Jules Stein Eye Institute, University of California, Los Angeles, California USA, Los Angeles, California, United States

Genetic Sequencing and Immunohistochemical Analysis of Orbital Myopericytoma

Benyam Kinde¹, Meleha Ahmad¹, Loreley Smith¹, Cynthia Gasper^{2,3}, Melike Pekmezci², M. Reza Vagefi¹

¹Ophthalmology, University of California, San Francisco, San Francisco, California, United States, ²Pathology, University of California, San Francisco, San Francisco, California, United States, ³Pathology, Zuckerberg San Francisco General Hospital, San Francisco, California, United States

Gout- or Giant Cell Arteritis-Like Histopathologic Findings in Orbital Mucormycosis

Changyow Kwan, Christopher Dermarkarian, Maria Del Valle Estopinal, Jeremiah Tao

University of California - Irvine, Irvine, California, United States

Granulomatosis Polyangiitis and Other Mimickers of Non-Specific Orbital Inflammation

Sara Fard¹, Jason R Lewis^{1,2}, Jessica Thayer¹, John E Carter¹, Donald A. Hollsten¹, Frank Z Jing¹, Patricia Chevez-Barrios³, Constance L. Fry¹

¹Ophthalmology, UT Health San Antonio, San Antonio, Texas, United States, ²Ophthalmology, United States Army, Bethesda, Maryland, United States, ³Pathology, Houston Methodist, Houston, Texas, United States



POSTERS

ORBITAL DISEASE (CONT.)

Impact of Radiation on the Enucleated Orbit

Lisa Y. Lin¹, Jonathan E. Lu², Ivana K. Kim³, Shizuo Mukai³, Evangelos S. Gragoudas³, Michael K. Yoon²

¹Department of Ophthalmology, Massachusetts Eye and Ear, Boston, Massachusetts, United States, ²Department of Ophthalmology, Ophthalmic Plastic Surgery, Massachusetts Eye and Ear, Boston, Massachusetts, United States, ³Department of Ophthalmology, Retina Service, Massachusetts Eye and Ear, Boston, Massachusetts, United States

Incidence of Superior Ophthalmic Vein Periphlebitis in Thyroid Eye Disease

Angela Oh¹, Kendall Goodyear¹, Pallavi Singh¹, Kelsey Roelofs², Mario Cale¹, Ethan Osias¹, Daniel Rootman¹

¹University of California-Los Angeles, Los Angeles, California, United States, ²Division of Oculoplastic and Reconstructive Surgery, University of California-Los Angeles, Los Angeles, California, United States

Intraocular Pressure Variability in Orbital Surgery

Kiran Malhotra¹, William Swift², Machel Wilson³, Edward Strong², Natalie Homer^{1,4}

¹Ophthalmology, UC Davis, Sacramento, California, United States, ²Otolaryngology, UC Davis, Sacramento, California, United States, ³Epidemiology and Biostatistics, UC Davis, Sacramento, California, United States, ⁴Stanford University, Byers Eye Institute, Palo Alto, California, United States

Juvenile Xanthogranuloma: A Rare Diagnosis of an Enlarging Superomedial Orbital Mass in an Infant

Rachel Scott, Ryan Laroche, Sophie Liao

Sue Anschutz-Rodgers Eye Center, Department of Ophthalmology, University of Colorado, Aurora, Colorado, United States

Lateral Orbital Mucocele in the Absence of Sinus Disease

Sarah N. Yu, Maria D. Garcia, Victoria S. North, Michael Kazim

Ophthalmology, Columbia University Irving Medical Center, New York, New York, United States

Management and Outcomes of Subperiosteal Abscess of the Orbit in Adolescents and Adults

Alison Gibbons¹, Colin Bacorn², Emily Li²

¹Johns Hopkins School of Medicine, Baltimore, United States, ²Wilmer Eye Institute, Johns Hopkins Hospital, Baltimore, United States

Management of Traumatic Globe Subluxations with Optic Nerve Transections

Janice Kim, Angela H Kim, Zacharia H Nayer, William Plum, Lora R Dagi Glass

Columbia University Irving Medical Center Department of Ophthalmology, Edward S. Harkness Eye Institute, New York City, New York, United States



POSTERS

ORBITAL DISEASE (CONT.)

Neurotrophic Keratopathy: Clinical Presentation and Outcomes

Catherine Choi¹, Liyan Liu², Ying Qian¹, Lisa Herrinton²

¹The Permanente Medical Group, Oakland, California, United States, ²Division of Research, Kaiser Permanente Northern California, Oakland, California, United States

Ocular Surface Leprosy

Naomi Gutkind, Shanlee Stevens, Michelle Maeng, Vincent Tang, Rayan Abou Khzam, Sander Dubovy, David Tse

Department of Ophthalmology, Bascom Palmer Eye Institute, Miami, Florida, United States

Optic Disc Vessel Density in Traumatic Optic Neuropathy

Natalie Homer^{1,2}, Blake Snyder³, Alexander Vu⁴, Machel Wilson⁵, Allison Liu^{1,6}

¹Ophthalmology, UC Davis, Sacramento, California, United States, ²Stanford University, Byers Eye Institute, Palo Alto, California, United States, ³Ophthalmology, UC Davis Eye Center, Sacramento, California, United States, ⁴US Department of Veteran's Affairs, Mather, California, United States, ⁵Epidemiology and Biostatistics, UC Davis, Sacramento, California, United States, ⁶Neurology, UC Davis, Sacramento, California, United States

Optic Nerve Sheath Fenestration for Sinus Venous Thrombosis

Shanlee Stevens, Zahra Markatia, Naomi Gutkind, Byron Lam, Wendy Lee, Oded Ohana

Ophthalmology, Bascom Palmer Eye Institute, Miami, Florida, United States

Orbital Anatomic Landmarks for the Oculoplastic Surgeon: An Imaging Study

Mario Cale, Ethan Osias, Kelsey Roelofs, Robert Goldberg, Daniel Rootman

Division of Orbital and Ophthalmic Plastic Surgery, Jules Stein Eye Institute, Los Angeles, California, United States

Orbital Compartment Syndrome in Periorbital Sweets Syndrome

Jamie Keen, Erin Shriver

Ophthalmology, University of Iowa Hospitals and Clinics, Iowa City, Iowa, United States

Orbital Fat Density as a Predictive Value in Orbital Cellulitis

Daphna Landau Prat¹, Ella Nissan², Ofira Zloto², Gahl Greenberg², Guy J. Ben Simon²

¹Orbital Ophthalmic Plastic & Lacrimal Surgery Institute, Goldschleger Eye Institute, Sheba Medical Center, Tel Hashomer, Israel, Tel Aviv, Israel, ²Tel Aviv, Israel

Patient Specific Implant (PSI) for Superior Sulcus Deformity and Orbital Volume Loss in the Anophthalmic Socket

Jane Spadaro¹, Despoina Theotoka¹, Brittany Perzia¹, Mohsain Gill¹, Larissa Habib^{2,3}, Renelle Pointdujour-Lim^{2,3}

¹Ophthalmology, Yale New Haven Hospital, New Haven, Connecticut, United States, ²Yale New Haven Hospital, New Haven, Connecticut, United States, ³Ocular Oncology, Yale Smilow Cancer Hospital, New Haven, Connecticut, United States



POSTERS

ORBITAL DISEASE (CONT.)

Pediatric Idiopathic Orbital Inflammation Presenting with Isolated Anisocoria

Katerina Tori¹, Smith Ann Chisholm²

¹Medical College of Wisconsin, Milwaukee, Wisconsin, United States, ²Ophthalmology, Medical College of Wisconsin, Milwaukee, Wisconsin, United States

Pediatric IgG4 Disease: Two Cases

Shravani Mikkilineni, John Ng

Oculoplastic Surgery, Casey Eye Institute, Portland, Oregon, United States

Photographic Signs of Active Thyroid Eye Disease: Reliability and Correlation with Treatment Decision

Gyeong Min Lee¹, Min Joung Lee², Namju Kim¹, Hokyung Choung³, Sang Earn Woo³, Hwa Lee⁴, Won-Kyung Cho⁵, Jae Hoon Moon⁶, Sang In Khwarg⁷

¹Department of Ophthalmology, Seoul National University Bundang Hospital, Seongnam, Korea, Republic of, ²Department of Ophthalmology, Hallym University Sacred Heart Hospital, Anyang, Korea, Republic of, ³Department of Ophthalmology, Seoul Municipal Government-Seoul National University Boramae Medical Center, Seoul, Korea, Republic of, ⁴Department of Ophthalmology, Korea University College of Medicine Ansan Hospital, Ansan, Korea, Republic of, ⁵Department of Ophthalmology, Daejeon St. Mary's Hospital, The Catholic University of Korea College of Medicine, Daejeon, Korea, Republic of, ⁶Department of Internal Medicine, Seoul National University Bundang Hospital, Seongnam, Korea, Republic of, ⁷Department of Ophthalmology, Seoul National University College of Medicine, Seoul, Korea, Republic of

Predictive Value of Bedside Nasal Endoscopy in the Diagnosis of Invasive Fungal Rhino-Orbital Sinusitis

Victoria S. North^{1,2,3}, Maria D. Garcia^{1,2,3}, Ann Q. Tran⁴, Irina Belinsky⁵, Eleanore T. Kim³, Kyle J. Godfrey^{2,6}, Gary J. Lelli², Michael Kazim¹

¹Ophthalmology, Edward S. Harkness Eye Institute, Columbia University Irving Medical Center, New York, New York, United States, ²Ophthalmology, Weill Cornell Medicine, New York, New York, United States, ³Ophthalmology, New York University, New York, New York, United States, ⁴Ophthalmology, University of Illinois Eye & Ear Infirmary, Chicago, Illinois, United States, ⁵Ophthalmology, New York University, Chicago, Illinois, United States, ⁶Neurological Surgery, Weill Cornell Medicine, New York, New York, United States

Race Analysis in Tocilizumab Treatment for Thyroid Eye Disease

Ryan Larochele, Amy Huang, Sophie Liao

Sue Anschutz-Rodgers Eye Center, Department of Ophthalmology, University of Colorado, Aurora, Colorado, United States

Recurrent Pleomorphic Adenoma with Extensive Bony Destruction But Persistent Benign Histology: Two Cases

Stella Chung, Keerthi Sreenivasan, Alon Kahana

Birmingham, Michigan, United States



POSTERS

ORBITAL DISEASE (CONT.)

Risk of Intracranial Penetration from Bb Pellets Fired at the Periorbital Region: A Human Cadaveric Study

Angela Oh, Kelsey Roelofs, Justin Karlin, Daniel Rootman

Division of Orbital and Ophthalmic Plastic Surgery, Jules Stein Eye Institute, University of California, Los Angeles, Los Angeles, California, United States

Severe Hyperglycemia Requiring Hospitalization after Third Dose of Teprotumumab

Sandy Zhang-Nunes¹, Preeya Mehta², Vivian LeTran², Trevor Angell³

¹Ophthalmology, USC Roski Eye Institute, Los Angeles, California, United States, ²Keck School of Medicine, Los Angeles, California, United States, ³Keck Medicine of USC, Endocrinology, Los Angeles, California, United States

Severe Inflammatory Sinonasal Polyposis Causing Globe Perforation, with Dramatic Response to Dupilumab Therapy

Alisha Kamboj, MD, MBA¹, Raneem Rajjoub, MD¹, Matthew Tyler, MD², Collin McClelland, MD^{1,2}, Ali Mokhtarzadeh, MD¹

¹Department of Ophthalmology and Visual Neurosciences, University of Minnesota, Minneapolis, Minnesota, United States, ²Department of Otolaryngology and Head and Neck Surgery, University of Minnesota, Minneapolis, Minnesota, United States

Sub-Conjunctival Fat Prolapse and Thyroid Eye Disease

Anannya Abhyankar Joshi¹, Varshitha Vasanthapuram², Milind Naik¹

¹Ophthalmic Plastic Surgery, LV Prasad Eye Institute, Hyderabad, Hyderabad, India, ²Ophthalmic Plastic Surgery, Narayana Nethralaya, Bengaluru, Hyderabad, India

Sudden Onset Proptosis in a Child Due to Juvenile Ossifying Fibroma of the Orbit

Rupin Parikh¹, Elise Steinberger¹, Hanh Henry Tran², Zhongxin Yu², Annie Moreau¹

¹Ophthalmology, Dean McGee Eye Institute, Oklahoma City, Oklahoma, United States, ²Pathology, University of Oklahoma Health Sciences Center, Oklahoma City, Oklahoma, United States

Systemic Hypothermia in the Acute Management of Traumatic Optic Neuropathy in a Murine Animal Model

Marissa Shoji, Brian Tse, Hua Wang¹, Ryan Gallo, Galina Dvorientchikova, Daniel Pelaez, David Tse

Ophthalmology, Bascom Palmer Eye Institute, Miami, Florida, United States

Teprotumumab as Monotherapy for Dysthyroid Optic Neuropathy; Experience in 8 Cases

Anna Artymowicz, Roman Shinder

SUNY downstate, Brooklyn, New York, United States

Teprotumumab: Uses and Abuses

Katherine Williams, Richard Allen, Michael Yen

Department of Ophthalmology, Baylor College of Medicine, Houston, Texas, United States



POSTERS

ORBITAL DISEASE (CONT.)

Teprotumumab's Impact on Dry Eye Symptoms in Patients with Thyroid Eye Disease

Ethan Osias, Mario Cale, Daniel Rootman

Division of Orbital and Ophthalmic Plastic Surgery, Jules Stein Eye Institute, Los Angeles, California, United States

The Association Between Computerized Tomography (CT) Findings and Ocular Trauma Score (OTS) in Open Globe Injury; Do the Type and Number of CT Findings Have Prognostic Value?

Kambiz Ameli¹, Zahra Markatia¹, Amir Arabi², Toktam Shahraki², Enkhmandakh Bayaraa¹, Parham Mashouf², Tamkin Shahraki², Farangis Yazdanjou², Alireza Baradaran-rafii³, Wendy Lee¹

¹Oculoplastics, Bascom Palmer Eye Institute, Miami, Florida, United States, ²Ophthalmic Research center, Shahid Beheshti University of Medical Sciences, Tehran, Iran, Islamic Republic Of, ³Department of Ophthalmology, University of South Florida Morsani College of Medicine, Tehran, Iran, Islamic Republic Of

The Change of Fusion Area After Simultaneous Bilateral Microscopic Extra/Intraconal Orbital Fat Decompression for Thyroid Eye Disease

Tomoyuki Kashima¹, Yuji Yamana¹, Natsuyo Yoshida-Hata¹, Masashi Mimura²

¹Oculofacial Clinic Tokyo, Tokyo, Japan, ²Oculofacial Clinic Osaka, Osaka, Japan

The Report of Race and Ethnicity in Academic Publications on Thyroid Eye Disease

Ramy Rashad, Anna Kupcha, Alberto Distefano

Ophthalmology, Boston Medical Center, Boston, Massachusetts, United States

The Role of Teprotumumab in Thyroid Eye Disease Among Patients with Thyroidectomies

Brittany Perzia, Jane Spadaro, Despoina Theotoka, Larissa Habib, Renelle Lim

Ophthalmology, Yale University, New Haven, Connecticut, United States

The Seasonality of Orbital Cellulitis: Cases, Length of Stay, and Causal Organism

Patrick Donegan, Katharine Dempsey, Leland Dunwoodie, Steven Scaglione, Jordan Vancel, Louise Mawn

Ophthalmology, Vanderbilt University Medical Center, Nashville, Tennessee, United States

Three-Dimensional Geometry of the Upper and Lower Fornix: A Cadaveric Study

Mario Cale¹, Ethan Osias¹, Nathan Pirakitikulr¹, Doug Daniels², Daniel Rootman¹

¹Division of Orbital and Ophthalmic Plastic Surgery, Jules Stein Eye Institute, Los Angeles, California, United States, ²University of California - Los Angeles, Los Angeles, California, United States



POSTERS

ORBITAL DISEASE (CONT.)

Thyroid Eye Disease: Usa and India Comparison

Milind Naik¹, Sathyadeepak Ramesh^{2,3}, Alison Watson³, Leslie Hyman⁴, Anthony Vipin Das¹, Kieran Alessi⁵, Ed Zhang⁴, Leslie Batista⁴, Mark Moster⁴, Ellen Peskin⁴
¹LVPEI, Hyderebad, India, ²The Center for Eye and Facial Plastic Surgery, Somerset, New Jersey, United States, ³Division of Oculoplastics, Wills Eye Hospital, Philadelphia, Pennsylvania, United States, ⁴Wills Eye Hospital, Philadelphia, Pennsylvania, United States

Tumor to Meningioma Metastasis in the Orbit: Case Report and Literature Review

Syed Mohammad¹, Darcie Wilson², Ahsen Hussain¹

¹Department of Ophthalmology and Visual Sciences, Dalhousie University, Halifax, Nova Scotia, Canada, ²Faculty of Medicine, Dalhousie University, Halifax, Nova Scotia, Canada

Use of Teprotumumab for Thyroid Eye Disease Patients Excluded from Phase 2/3 Clinical Trials

Diane Wang, Roman Shinder

Ophthalmology, SUNY Downstate, Brooklyn, New York, United States

When the Cost of Vaping is an Eye

Fabliha Mukit¹, Jacquelyn Laplant¹, David Wallace², Christopher Troy², Stephanie Einhaus², James Fleming¹, Brian Fowler¹

¹Ophthalmology, The University of Tennessee Health Science Center, Memphis, Tennessee, United States, ²Neurosurgery, The University of Tennessee Health Science Center, Memphis, Tennessee, United States

Who's Talking About #ThyroidEyeDisease?

Caroline Yu, Jamie Keen, Chau Pham, Keith Carter, Erin Shriver

Department of Ophthalmology and Visual Sciences, University of Iowa Hospitals and Clinics, Iowa City, Iowa, United States

PEDIATRIC

Bilateral Optic Nerve Aplasia with Retinal Dysplasia Masquerading as Retinoblastoma

Kevin Heinze, Sruti Akella, Ann Tran, Pete Setabutr

Ophthalmology, University of Illinois Eye & Ear Infirmary, Chicago, Illinois, United States

Facial Asymmetry in Adults with Unilateral Congenital Ptosis

Karen Brown¹, Phillip Tenzel², Brenda Zhou³, Kamel Itani¹, Ronald Mancini¹

¹Ophthalmology, UT Southwestern, Dallas, Texas, United States, ²Dallas, Texas, United States, ³Medical School, UT Southwestern, Dallas, Texas, United States



POSTERS

PEDIATRIC (CONT.)

Repair of a Tessier 4/5 Facial Cleft with Mustarde Cervicofacial Flap, Medial Canthoplasty with Z-Plasty, and Cleft Lip Repair

Senmiao Zhan¹, Christian Stallworth², Constance Fry¹

¹Ophthalmology, UT Health San Antonio, San Antonio, Texas, United States, ²Otolaryngology/Head & Neck Surgery, UT Health San Antonio, San Antonio, Texas, United States

Re-Surgery for Congenital Ptosis: Characteristics, Success Rates and Predictor Factors

Ofira Zloto^{1,2}, Ofri Berar¹, Eden Abergel¹, Daphna Landau Prat^{1,2}, Guy Ben Simon^{1,2}

¹Goldschleger Eye Institute, Sheba Medical Center, Tel-Hashomer, Israel, ²Sackler Faculty of Medicine, Tel-Aviv University, Tel-Aviv, Israel

Survival of FCI vs Visitec Slings for Initial Frontalis Suspension in Children with Congenital Ptosis

Erin NaPier¹, Gabriella Lahaie Luna¹, Gil Binenbaum¹, Yin Yu², Gui-Shuang Ying², Karen Revere¹, William Katowitz¹

¹Division of Ophthalmology, The Children's Hospital of Philadelphia, Philadelphia, Pennsylvania, United States, ²Center for Preventative Ophthalmology and Biostatistics, Perelman School of Medicine at the University of Pennsylvania, Philadelphia, Pennsylvania, United States

Timing of Primary Frontalis Synthetic Sling Surgery in Simple Congenital Ptosis and Blepharophimosis

Gabriella Lahaie Luna^{1,2}, Erin NaPier¹, Gil Binenbaum¹, Yinxi Yu³, Gui-Shaung Ying³, William Katowitz^{1,2}, Karen Revere^{1,2}

¹Ophthalmology, Children's Hospital of Philadelphia, Philadelphia, Pennsylvania, United States, ²Ophthalmology, University of Pennsylvania, Philadelphia, Pennsylvania, United States, ³Biostatistics, University of Pennsylvania, Philadelphia, Pennsylvania, United States

PRACTICE MANAGEMENT, ETHICS, DIVERSITY, SOCIAL JUSTICE

Analysis of COVID-19 Impact on the Volume of Oculofacial Plastic and Orbital Surgeries at a Level I Trauma Center

Hythem Abouodah¹, Nikki Gill², Jason Sokol³

¹The University of Kansas School of Medicine, Kansas City, Kansas, United States, ²University of Missouri Kansas-City School of Medicine, Kansas City, Missouri, United States, ³Department of Ophthalmology, University of Kansas Eye Center Oculofacial Plastic and Orbital Surgery, Kansas City, Kansas, United States

Demographic and Physiologic Factors Associated with Postoperative Bruising

Preeya Mehta¹, Sarah Guo¹, Joy Li¹, Kristen Park¹, Christine Bokman², Alice Shen³, Jessica Chang³, Sandy Zhang-Nunes⁴

¹Keck School of Medicine, Los Angeles, California, United States, ²Private Practice, Naples, Florida, United States, ³Ophthalmology, USC Roski Eye Institute, Los Angeles, California, United States, ⁴Ophthalmology, Roski Eye Institute, Los Angeles, California, United States

Evaluation of Ophthalmologist-to-Ophthalmologist Discussions of Oculoplastic Surgery Topics on Social Media

Gabriella Schmuter¹, Victoria S. North¹, Gary J. Lelli¹, Kyle J. Godfrey^{1,2}, Kira L. Segal¹

¹Ophthalmology, Weill Cornell Medicine, New York, New York, United States, ²Neurological Surgery, Weill Cornell Medicine, New York, New York, United States



POSTERS

PRACTICE MANAGEMENT, ETHICS, DIVERSITY, SOCIAL JUSTICE (CONT.)

Trends in Residency Academic Productivity of Ophthalmic Plastic and Reconstructive Surgery Fellows Between 2012 and 2019

Austin Huang¹, R. Parker Kirby¹, Kevin Y. Huang², Andrew Mu³, Samuel Wu³, Celine Nguyen³, Rachel Dang³, Stephen P. Yoon¹, Michael T. Yen¹, Zaina Al-Mohtaseb¹
¹Ophthalmology, Baylor College of Medicine, Houston, Texas, United States, ²The University of Texas, Austin, Texas, United States, ³Rice University, Houston, Texas, United States

Ultrasound Biomicroscopy of the Upper Eyelid: Variability with Contact vs Immersion Techniques

Preeya Mehta¹, Jessica Chang², Junhang Zhang³, Gengxi Lu³, Cullen Barnett⁴, Daniel Barajas⁴, Xuejuan Jiang⁴, Sandy Zhang-Nunes⁵
¹Keck School of Medicine, Los Angeles, California, United States, ²USC Roski Eye Institute, Ophthalmology, Los Angeles, California, United States, ³University of Southern California, Los Angeles, California, United States, ⁴Ophthalmology, University of Southern California, Los Angeles, California, United States, ⁵Ophthalmology, USC Roski Eye Institute, Los Angeles, California, United States





ASOPRS LEADERSHIP

EXECUTIVE COMMITTEE



JENNIFER A. SIVAK-CALLCOTT, MD
President




RICHARD C. ALLEN, MD, PHD, FACS
President-Elect



KENNETH MORGENSTERN, MD, FACS, FAACS
Vice President



EVAN H. BLACK, MD, FACS
Executive Secretary



SCOTT M. GOLDSTEIN, MD
Treasurer



JOHN MARTIN, MD
Secretary of Meetings
Industry Relations
Committee Chair
YASOPRS Liaison



M. REZA VAGEFI, MD
Secretary of Education
Education Committee Chair



CAT N. BURKAT, MD, FACS
Program Chair



ROBERT G. FANTE, MD, FACS
Immediate Past President
Bylaws Committee Chair
Nominating Committee Chair

Special Appointments / Liaisons

JONATHAN J. DUTTON, MD, PHD

Editor-in-Chief, Ophthalmic Plastic and Reconstructive Surgery

ERIN M. SHRIVER, MD, FACS

Delegate, American Medical Association

NEAL FREEMAN, MD

CPT Delegate, American Medical Association

KATHLEEN M. DUERKSEN, MD, FACS

Councilor, American Academy of Ophthalmology

JOHN NG, MD

Liaison, American Board of Ophthalmology

Staff

TISHA A. KEHN

Executive Director

AMANDA L. MACRINA

Meeting Manager



ASOPRS LEADERSHIP

Advisory Board

Robert G. Fante, MD, FACS, Chair

Mark J. Lucarelli, MD, FACS

Daniel P. Schaefer, MD

Tamara R. Fountain, MD

Gerald J. Harris, MD, FACS

Robert A. Goldberg, MD, FACS

Kathleen F. Archer, MD

Don O. Kikkawa, MD, FACS

Michael E. Migliori, MD, FACS

Jill A. Foster, MD, FACS

ASOPRS Past Presidents

2021 Robert G. Fante, MD, FACS

2020 Mark J. Lucarelli, MD, FACS

2019 Daniel P. Schaefer, MD, FACS

2018 Tamara R. Fountain, MD

2017 Gerald J. Harris, MD, FACS

2016 Robert A. Goldberg, MD, FACS

2015 Kathleen F. Archer, MD

2014 Don O. Kikkawa, MD, FACS

2013 Michael E. Migliori, MD, FACS

2012 Jill A. Foster, MD, FACS

2011 Jan W. Kronish, MD, FACS

2010 Jeffrey A. Nerad, MD, FACS

2009 Stuart R. Seiff, MD, FACS

2008 James W. Karesh, MD, FACS

2007 Robert H. Kennedy, MD, PhD

2006 Roger A. Dailey, MD, FACS

2005 James C. Fleming, MD

2004 David M. Reifler, MD, FACS

2003 John W. Shore, MD, FACS

2002 William R. Nunery, MD, FACS

2001 Ralph E. Wesley, MD

2000 Bradley N. Lemke, MD

1999 Perry F. Garber, MD

1998 Michael J. Hawes, MD

1997 James A. Katowitz, MD

1996 John N. Harrington, MD

1995 Richard K. Dortzbach, MD

1994 George L. Paris, MD

1993 Albert Hornblass, MD

1992 John A. Burns, MD

1991 Arthur S. Grove Jr., MD

1990 Bernice Z. Brown, MD

1989 Clinton D. McCord, Jr., MD

1988 Arthur J. Schaefer, MD

1987 J. Justin Older, MD, FACS

1986 Mark R. Levine, MD

1985 Joseph C. Flanagan, MD

1984 Richard P. Carroll, MD, FACS

1983 J. Earl Rathbun, MD

1982 A. Jan Berlin, MD, FACS

1981 Allen M. Putterman, MD

1980 John L. Wobig, MD, MBA, FACS

1979 Robert M. Dryden, MD, FACS

1978 David B. Soll, MD, FACS

1977 George F. Buerger, Jr., MD, FACS

1976 Bartley R. Frueh, MD

1975 Richard T. Tenzel, MD

1974 Robert B. Wilkins, MD

1973 Charles Beyer-Machule, MD

1972 Margaret F. Obear, MD

1971 Orkan G. Stasior, MD, FACS

1970 Wendell L. Hughes, MD

1969 Wendell L. Hughes, MD



ASOPRS VOLUNTEERS

ASOPRS extends a special thank you to the 2022 Program Abstract Reviewers and CME Subcommittee

2022 Program Abstract Reviewers

Chris R. Alabiad
Anne Barmettler
Nathan W. Blessing
Cat N. Burkat
Holly Chang
Raymond I. Cho
Brett Davies
Robert G. Fante
Scott M. Goldstein
Andrew R. Harrison

John B. Holds
William R. Katowitz
Robert C. Kersten
Stephen R. Klapper
Bobby S. Korn
Andrea L. Kossler
Bradford W. Lee
Nicholas R. Mahoney
Timothy J. McCulley
Lisa D. Mihora

Ali Mokhtarzadeh
Kenneth E. Morgenstern
Cameron B. Nabavi
Stuart R. Seiff
Rona Z. Silkiss
Marie Somogyi
Eric A. Steele
Sara Tullis Wester
Matthew G. Vicinanza
Michael T. Yen

ASOPRS CME Subcommittee

Natalie Stanciu, Chair
Sophie Liao
David B. Lyon
Jamie L. Schaefer
David B. Samimi
Suzanne van Landingham



ASOPRS MEMBERS

UNITED STATES OF AMERICA

ALABAMA

Mark S. Brown, MD, Mobile
Richard W. Bryant, MD, Dothan
Michael A. Callahan, MD, Birmingham
Sarah Mireles Jacobs, MD, Huntsville
John A. Long, MD, Birmingham
Matthew G. Vicinanza, MD, FACS, Birmingham
Valerie L. Vick, MD, Mobile

ALASKA

Carl Eli Rosen, MD, Anchorage

ARIZONA

Benjamin Chad Campbell, MD, Mesa
Steven Chen, MD, FACS, Glendale
Kathleen M. Duerksen, MD, FACS, Tucson
Jeff Paul Edelstein, MD, Chandler
Denise D. Garcia, MD, Gilbert
Grant W. Heinz, MD, Mesa
Dustin M. Heringer, MD, Scottsdale
Mikel W. Lo, MD, Tucson
Lisa A. Mansueto, MD, Tempe
William M. McLeish, MD, Phoenix
Lisa D. Mihora, MD, Phoenix
Grant Harris Moore, MD, Scottsdale
Bentley C. Skibell, MD, Cave Creek
Nicolas Uzcategui, MD, Scottsdale

ARKANSAS

Wade Brock, MD, Little Rock
Hans B. Heymann, MD, Fayetteville
John D. Pemberton DO MBA, Little Rock
Daniel T. Sines, MD, Rogers

CALIFORNIA

Jean-Paul Abboud, MD, PhD, San Diego
Eric Sooyong Ahn, Torrance
Kevin A. Beadles, MD, FACS, Martinez
Bruce B. Becker, MD, Encino
Carlo R. Bernardino, MD, Salinas
Maziar Bidar, MD, Fresno
William J. Bigham, MD, Coronado
Cynthia A. Boxrud, MD, Santa Monica
Michael A. Burnstine, MD, FACS, Los Angeles
Harinder Chahal, MD, Fresno
Jessica Chang, MD, Los Angeles
Devron H. Char, MD, San Francisco
Catherine J. Choi, MD, MS, Walnut Creek
Maria Choudhary, MD, Camarillo
Kimberly P. Cockerham, MD, FACS, San Diego
Daniel J. Coden, MD, La Jolla
Atif Ben Collins, MD, Fresno
Dawn De Castro, MD, San Diego
Sarah W DeParis, MD, San Rafael
Raymond S. Douglas, MD, PhD, Los Angeles
Steven Charles Dresner, MD, Los Angeles
Daniel A. Ebroon, MD, Thousand Oaks
Tarek El-Sawy, MD, PhD, Menlo Park
Kasra Eliasieh, MD, Oakland
Melanie Ho Erb, MD, Irvine
Benjamin Peter Erickson, MD, Portola Valley
Kenneth A. Feldman, MD, Harbor City
George H. Garcia, MD, Orange
Gregg S. Gayre, MD, San Rafael
Robert A. Goldberg, MD, FACS, Los Angeles
Seanna Grob, MD, MAS, Larkspur
Michael J. Groth, MD, Beverly Hills
Shivani Gupta, MD, Panorama City
Jonathan Hoenig, MD, Beverly Hills
Natalie Anne Homer, Los Altos
Jennifer I. Hui, MD, Palm Desert

David K. Isaacs, MD, Beverly Hills
Srinivas S. Iyengar, MD, FACS, Encinitas
Amy Patel Jain, MD, Newport Beach
Sukhjit S. Johl, MD, Sacramento
Robert C. Kersten, MD, San Francisco
Don O. Kikkawa, MD, FACS, La Jolla
Charles Kim, MD, Stockton
H. Jane Kim, MD, Union City
Bobby S. Korn, MD, PhD, FACS, La Jolla
Andrea Lora Kossler, MD, Palo Alto
Kenneth B. Krantz, MD, Santa Ana
Edward W. Lee, MD, Los Angeles
Peter S. Levin, MD, Palo Alto
Tina G. Li, MD, Sierra Madre
Lily Koo Lin, MD, Sacramento
Catherine Y. Liu, MD, PhD, San Diego
Wenjing Liu, Newport Beach
Christopher Lo, MD, Culver City
Joanne E. Low, MD, Santa Monica
Geva Mannor, MD, FACS, San Diego
Harry Marshak, MD, Palm Desert
Guy G. Massry, MD, Beverly Hills
M. Polly McKinstry, MD, Laguna Hills
Payam Morgan, MD, Fontana
Asa D. Morton, MD, San Diego
Eve E. Moscato, MD, San Francisco
Sang-Rog Oh, MD, Sacramento
Omar K. Ozgur, MD, Carlsbad
Noelene K. Pang, MD, Ventura
Dong Jun J. Park, MD, Newport Beach
Robert J. Peralta, MD, Oakland
Randal T.H. Pham, MD, FACS, San Jose
Daniel Benson Rootman, MD, Los Angeles
David J. Russell, MD, Vacaville
David B. Samimi, MD, Los Angeles
Aaron Savar, MD, FACS, Los Angeles
Louis Savar, MD, Beverly Hills



ASOPRS MEMBERS

Stuart R. Seiff, MD, FACS, San Francisco
Solomon Shaftel, MD, PhD, San Diego
Rona Z. Silkiss, MD, FACS, San Francisco
Alice Song, MD, Manhattan Beach
Paul T. Stallman, MD, Pismo Beach
Kenneth D. Steinsapir, MD, Beverly Hills
Mehryar Taban, MD, Beverly Hills
Jeremiah P. Tao, MD, FACS, Irvine
M. Reza Vagefi, MD, San Francisco
Douglas J. Van Putten, MD, FACS, Redlands
Ira A. Vidor, MD, Newport Beach
Bryan J. Winn, MD, San Francisco
David L. Wirta, MD, Newport Beach
Albert Y. Wu, MD, PhD, FACS, Palo Alto
Marc Yonkers, Colma
Sandy X. Zhang-Nunes, MD, San Gabriel
Christopher I. Zoumalan, MD, Beverly Hills

COLORADO

John R. Burroughs, MD, Colorado Springs
Laryssa R. Dragan, MD, Fort Collins
Elizabeth Lacey Echaliier, MD, Arvada
Robert G. Fante, MD, FACS, Denver
Tara Goecks, MD, Denver
Eric M. Hink, MD, Aurora
Scott Jones, MD, Colorado Springs
Sophie D. Liao, MD, Aurora
Michael McCracken, MD, Parker
Michael L. Murphy, MD, Aspen
Leslie Chana Neems, denver
Ron W. Pelton, MD, PhD, FACS, Colorado Springs
Jerry K. Popham, MD, FACS, Denver
Chet E. Reistad, MD, Fort Collins
Chris Thiagarajah, MD, FACS, Denver
Brian Willoughby, MD, Denver

CONNECTICUT

Michael P. Gingold, MD, Farmington
Larissa A. Habib, New Haven
Lyndon B. Lee, MD, West Hartford
Flora Levin, MD, Westport
Sarit M. Patel, MD, MBA, New Britain
Mahsa Ava Sohrab, MD, Greenwich

DELAWARE

Ari D. Abel, MD, Wilmington
David C. Larned, MD, Wilmington
Bryan D. Seiff, MD, Dover
District of Columbia
Lauren Z. Gavaris, MD, Washington
Craig E. Geist, MD, Washington

FLORIDA

Chris R. Alabiad, MD, Miami
Kyle Balch, MD, Gainesville
Alexander D. Blandford, MD, Vero Beach
Nathan W. Blessing, MD, Palm Beach Gardens
Paul A. Brannan, MD, Sarasota
Mont J. Cartwright, MD, Kissimmee
Karen L. Chapman, MD, FACS, Sarasota
Michael A. Connor, MD, Palm Beach Gardens
Gil A. Epstein, MD, Fort Lauderdale
John P. Fezza, MD, Sarasota
Patrick M. Flaharty, MD, Fort Myers
L. Neal Freeman, MD, MBA, FACS, Melbourne
Dan Georgescu, MD, PhD, Fort Lauderdale
Michael L. Glassman, MD, FACS, Pembroke Pines
Katherine G. Gold, MD, Jacksonville
Stacia Goldey, MD, Belleair
Andrea N. Hass, MD, Palm Beach Gardens
Thomas E. Johnson, MD, Miami
Lawrence G. Kass, MD, St. Petersburg
Nadia A. Kazim, MD, Naples
Jan W. Kronish, MD, FACS, Delray Beach

Stephen J. Laquis, MD, FACS, Fort Myers
Wendy W. Lee, MD, Miami
Alan M. Lessner, MD, Gainesville
William P. Mack, MD, Tampa
John J. Martin, MD, Key Biscayne
John J. McGetrick, MD, WINTER HAVEN
Michael Mercandetti, MD, Venice
Jasmine Mohadjer, MD, St. Petersburg
John M. Nassif, MD, Naples
Cassandra B. Onofrey, MD, North Palm Beach
Keshini Parbhu, MD, Windermere
James R. Patrinely, MD, FACS, Pensacola
Roshni U. Ranjit-Reeves, MD, Riverview
Joseph J. Ross, MD, Sarasota
Peter A.D. Rubin, MD, FACS, Palm Beach Gardens
James C. Sanderson, MD, Oldsmar
Ryan T. Scruggs, MD, Ormond Beach
Charles B. Slonim, MD, Tampa
John W. Snead, MD, FACS, Ft. Myers
Myron Tanenbaum, MD, Miami
Brian Tse, MD, Weston
David T. Tse, MD, FACS, Miami
William R. Vickers, MD, Port Saint Lucie
Ana Carolina Victoria, MD, Miami
Sara Tullis Wester, MD, Key Biscayne

GEORGIA

Eric B. Baylin, MD, Atlanta
Harvey "Chip" Cole, MD, FACS, Atlanta
Brent R. Hayek, MD, Atlanta
Thomas Kandl, Savannah
H. Joon Kim, MD, Atlanta
Seong Lee, MD, Atlanta
Michael Neimkin, MD, Atlanta
Javier Servat, MD, Marietta
Eugene M. Smith, MD, Atlanta
Dilip A. Thomas, MD, Augusta
Ted H. Wojno, MD, Atlanta



ASOPRS MEMBERS

HAWAII

Bradford W. Lee, MD, Honolulu
Adam Rad Sweeney, Honolulu

IDAHO

Chad Harman Jackson, MD, Boise
Ilya M. Leyngold, MD, Meridian
Alan W. McInnes, MD, Eagle

ILLINOIS

Vinay K. Aakalu, MD, MPH, Chicago
Amjad Z. Ahmad, MD, Lisle
John C. Choi, MD, Warrenville
Adam J. Cohen, MD, Glenview
Tamara R. Fountain, MD, Deerfield
James F. Kapustiak, MD, Merrionette Park
Gary S. Lissner, MD, Chicago
Peter MacIntosh, MD, Chicago
Milap P. Mehta, MD, MS, Northbrook
John Pak, MD, PhD, Wheaton
Krishna Patel, Lombard
Paul Phelps, MD, Chicago
Allen M. Putterman, MD, Chicago
Noel D. Saks, MD, Park Ridge
Pete Setabutr, MD, Chicago
Hassan Shah, MD, Chicago
Grant W. Su, MD, Springfield
Preeti Thyparampil, MD, Chicago
Kathryn Paula Winkler, MD, Arlington Heights
Stephen Winkler, MD, Des Plaines

INDIANA

Richard A. Burgett, MD, FACS, Carmel
Scott R. Hobson, MD, FACS, Indianapolis
Stephen R. Klapper, MD, FACS, Carmel
John D. Langford, MD, FACS, La porte
Hui Bae Harold Lee, MD, FACS, Carmel
Ronald T. Martin, MD, FACS, Indianapolis
Michael G. Welsh, MD, FACS, Indianapolis

IOWA

Keith D. Carter, MD, FACS, Iowa City
Douglas R. Casady, MD, West Des Moines
Peter D. Fries, MD, FACS, Bettendorf
Audrey Ko, MD, Des Moines
Chau Pham, MD, Coralville
Daniel Repp, Davenport
Erin M. Shriver, MD, Iowa City

KANSAS

Fred S. Bodker, MD, Overland Park
Jemshed A. Khan, MD, Overland Park
David B. Lyon, MD, FACS, Leawood
Matthew Sniegowski, MD, Leawood
Jason A Sokol, MD, Overland Park

KENTUCKY

Mark A. Cepela, MD, Crestview Hills
Christopher James Compton, MD, Louisville
David E. Cowen, MD, FACS, Lexington
William R. Nunery, MD, FACS, Louisville
Peter Timoney, MD, Lexington

LOUISIANA

Jane J. Olson, MD, Baton Rouge
Priya D. Sahu, MD, New Orleans
Michael Worley, MD, New Orleans

MAINE

Zachary G. Klett, MD, Bangor

MARYLAND

Rosalie L. Bair, MD, Bethesda
Ashley Campbell, Baltimore
Eva Chou, MD, Kensington
Albert S. Cytryn, MD, Bethesda
Parag D. Gandhi, MD, FACS, Rosedale
Michael P. Grant, MD, PhD, Baltimore
Francis Grumbine, MD, Towson

Marc J. Hirschbein, MD, FACS, Baltimore
James W. Karesh, MD, FACS, Chevy Chase
Sajeev S. Kathuria, MD, Lutherville
Brian J. Lee, MD, Ellicott City
Nicholas R. Mahoney, MD, Chevy Chase
Viraj J Mehta, MD, MBA, Chevy Chase
Shannath L. Merbs, MD, PhD, FACS, Phoenix
Narieman A. Nik, MD, FACS, Silver Spring
Kevin I. Perman, MD, Bethesda
Fatemeh Rajaii, MD, PhD, Baltimore
Omayya H. Youssef, MD, MBA, FACS, Potomac
Chad C. Zatezalo, MD, North Bethesda
Orin M. Zwick, MD, Annapolis

MASSACHUSETTS

Alison Callahan, MD, Boston
Scott M. Corin, MD, North Dartmouth
Steven J. Covici, MD, Springfield
Aaron Fay, MD, Fitchburg
Suzanne K. Freitag, MD, Boston
Neil D. Gross, MD, Lynn
Katrinka L. Heher, MD, Boston
Mitesh Kapadia, MD, PhD, Boston
Nahyoung Grace Lee, MD, Boston
Daniel R. Lefebvre, MD, FACS, Westwood
Victoria Starks, MD, Plymouth
Daniel J. Townsend, MD, Boston
Susan M. Tucker, MD, Reading
Natalie Wolkow, MD, PhD, Arlington
Michael K. Yoon, MD, Boston

MICHIGAN

Jasmina Bajric, MD, Grand Rapids
Robert Beaulieu, MD, Huntington Woods
Mark Berkowitz, MD, Sterling Heights
Evan H. Black, MD, FACS, Troy
Michael H. Boyle, MD, Grand Rapids
Hakan Demirci, MD, Ann Arbor



ASOPRS MEMBERS

Victor M. Elnor, MD, PhD, Ann Arbor
Barry R. Fuller, MD, Ypsilanti
Geoffrey J. Gladstone, MD, Southfield
Lawrence F. Handler, MD, Troy
Adam S. Hassan, MD, Grand Rapids
Shannon S. Joseph, MD, MSc, Ann Arbor
Alon Kahana, MD, PhD, Ann Arbor
Tiffany L. Kent, MD, PhD, Grand Rapids
Craig D. Lewis, MD, East Lansing
Melissa Meldrum-Aaberg, MD, Grand Rapids
Christine C. Nelson, MD, Ann Arbor
Frank A. Nesi, MD, FACS, Southfield
Francesca D. Nesi-Eloff, MD, Southfield
Dianne M. Schlachter, MD, Southfield
Peter J. Sneed, MD, Traverse City

MINNESOTA

Meredith Saylor Baker, MD, Edina
Elizabeth A. Bradley, MD, Rochester
Sheri L. DeMartelaere, MD, Minneapolis
Mohit A. Dewan, MD, Woodbury
Andrew R. Harrison, MD, Minneapolis
William James Lipham, MD, FACS, Minneapolis
Jill S. Melicher Larson, MD, Minnetonka
Ali Mokhtarzadeh, MD, Minneapolis
Eric R. Nelson, MD, Edina
Phillip M. A. Radke, MD, Minneapolis
Andrea Auburn Tooley, MD, Byron
Lilly Helene Wagner, MD, Rochester

MISSISSIPPI

Stuart Farris, MD, Gulfport
David F. Jones, MD, Jackson
Kyle Lewis, MD, Jackson
Margaret E. Phillips, MD, Gulfport
Thomas M. Tann, MD, Oxford

MISSOURI

Adam G. Buchanan, MD, Kirkwood
Michael C. Chappell, MD, Kansas City
Steven M. Couch, MD, St. Louis
Philip L. Custer, MD, St. Louis
Gabriela M. Espinoza, MD, St. Louis
John B. Holds, MD, St. Louis
Kevin Kalwerisky, MD, St. Louis
Robi Nicolas Maamari, MD, St. Louis
Carisa Petris, MD, PhD, Columbia
Sara Nicole Reggie, MD, Saint Louis
William L. White, MD, Kansas City

NEBRASKA

Rao Chundury, MD, MBA, Omaha
Thomas James Earl Clark, Lincoln
Jeffrey C. Popp, MD, Omaha

NEVADA

P Lloyd Lloyd Hildebrand, MD, FACS, Las Vegas
Marcus J. Ko, MD, Reno
Steven Leibowitz, MD, Las Vegas

NEW HAMPSHIRE

Marsha C. Kavanagh, MD, Portsmouth
Christiana Eva Munroe, MD, Bedford
David A. Weinberg, MD, FACS, Concord

NEW JERSEY

Richard C. Angrist, MD, Somerset
Susan R. Carter, MD, Chatham
David E. Freilich, MD, Englewood
Susan M. Hughes, MD, Cherry Hill
Ronald W. Kristan, MD, Holmdel
Paul D. Langer, MD, FACS, Short Hills
Simeon A. Lauer, MD, Hackensack
Henry Lee, MD, Warren
David B. Leventer, MD, Deal
James P. Milite, MD, Iselin

Janet M. Neigel, MD, FACS, Morristown
Michael J. Richard, MD, Florham Park
Kira Lauren Segal, Chatham
Joseph Shovlin, MD, Princeton
Manoj M. Thakker, MD, Holmdel
Christine L. Zolli, MD, Union

NEW YORK

Joseph Michael Armenia, MD, Pittsford
Samuel Baharestani, MD, Smithtown
Anne Barmettler, MD, Long Island City
Thomas A. Bersani, MD, Syracuse
Nariman Boyle, MD, Setauket
Brian Brazzo, MD, New York
Bryant P. Carruth, MD, Syracuse
James Chelnis, New York
Brian Hyunjoon Chon, MD, Scarsdale
Lora Dagi Glass, MD, New York
David A. Della Rocca, MD, New York
Ebby Elahi, MD, MBA, FACS, New York
Joseph A. Eviatar, MD, FACS, New York
Kyle J Godfrey, MD, New York
Andrew M. Goldbaum, MD, New York
Mithra O. Gonzalez, MD, Rochester
Robert H. Hill, MD, Syracuse
Nickisa M. Hodgson, Brooklyn
Peter Emmett Hurley, MD, Buffalo
Michael Kazim, MD, New York
Kayvan Keyhani, Yorktown Heights
Hindola Konrad, MD, FACS, New York
Irina V Koreen, MD, PhD, Montebello
Brett S. Kotlus, MD, FACS, New York
Debra M. Kroll, MD, New York
Gary J. Lelli, MD, New York
Richard D. Lisman, MD, FACS, New York
Boaz J. Lissauer, MD, New York
Elizabeth A. Maher, MD, New York
Elysa McClintic, MD, MS, Lowman



ASOPRS MEMBERS

Dale R. Meyer, MD, FACS, Albany (Slingerlands)
Payal J. Patel, MD, New York
Amiya Prasad, MD, Garden City
Harsha S. Reddy, MD, New York
Rand Rodgers, MD, New York
George Salloum, MD, Manlius
Robert M. Schwarcz, MD, New York
Roman Shinder, MD, Brooklyn
Marc S. Werner, MD, Garden City
Katherine M. Whipple, Rochester
Edward J. Wladis, MD, FACS, Albany (Slingerlands)

NORTH CAROLINA

Christine C. Annunziata, MD, Charlotte
Valerie Hsinyen Chen, MD, Charlotte
Christina Choe, MD, Asheville
Jonathan J. Dutton, MD, PhD, Durham
George K. Escaravage, MD, Wilmington
Amy M. Fowler, MD, Cary
Molly L. Fuller, MD, PhD, Winston Salem
Jeff B. Goldstein, MD, Asheville
Roderick N. Hargrove, MD, Hickory
Jonathan C. Lowry, MD, Morganton
Pradeep Mettu, MD, Cary
Alan E. Oester, MD, Wilmington
Charles D. Rice, MD, Lewisville
Tal Rubinstein, MD, Raleigh
Julie A. Woodward, MD, Durham
Renzo A. Zaldivar, MD, Cary

OHIO

Kenneth V. Cahill, MD, Columbus
Raymond I. Cho, MD, FACS, Columbus
Bryan Costin, MD, Brecksville
Craig N. Czyz, DO, FACOS, FACS, Columbus
Jill A. Foster, MD, FACS, Columbus
Catherine J. Hwang, MD, FACS, Cleveland
Courtney Kauh, MD, MS, Upper Arlington

James L. Moses, MD, Canal Winchester
Cameron Brian Nabavi, MD, Columbus
Jeffrey A. Nerad, MD, FACS, Cincinnati
Jonathan Pargament, MD, Cincinnati
Julian D. Perry, MD, Cleveland
Mark Prendes, MD, Bay Village
Daniel Straka, MD, Columbus
Ronald E. Warwar, MD, Dayton

OKLAHOMA

Shannon G. Cox, MD, Tulsa
Annie Moreau, MD, FACS, Oklahoma City
Scott C. Sigler, MD, Edmond
Jeremy Francis Tan, MD, Oklahoma City

OREGON

Chad M. Bingham, MD, Salem
Francisco Castillo, MD, Portland
Roger A. Dailey, MD, FACS, Portland
Laura Gadzala, Portland
John J. Koo, MD, Portland
John D. Ng, MD, MS, FACS, Portland
Bryce Radmall, MD, Wilsonville
Vivian Schiedler, MD, Ashland
Eric A. Steele, MD, Portland
Scot A. Sullivan, MD, Portland
Robert Tower, MD, Portland

PENNSYLVANIA

Nicholas J. Barna, MD, Hazelton
Randall L. Beatty, MD, Pittsburgh
Edward H. Bedrossian Jr, MD, FACS, Philadelphia
Jurij R. Bilyk, MD, Philadelphia
Alan B. Brackup, MD, FACS, Langhorne
Cesar A. Briceno, MD, Philadelphia
Daniel E. Buerger, MD, Pittsburgh
David G. Buerger, MD, Wexford
Jacqueline R. Carrasco, MD, FACS, Wynnewood

Phillip H. Choo, MD, Pittsburgh
Roxana Fu, Pittsburgh
Roberta E. Gausas, MD, Philadelphia
Joseph Giacometti, MD, Clarks Summit
Scott M. Goldstein, MD, Dresher
James A. Katowitz, MD, Philadelphia
William R. Katowitz, MD, Philadelphia
Cari E. Lyle, MD, Pittsburgh
Sonul Mehta, MD, Philadelphia
Kenneth E. Morgenstern, MD, FACS, FAACS, Wayne
Ann P. Murchison, MD, MPH, Philadelphia
Thaddeus S. Nowinski, MD, Lansdale
Robert B. Penne, MD, Wynnewood
Michael Paul Rabinowitz, MD, Wynnewood
Deepak Ramesh, MD, Warrington
Karen Revere, Gladwyne
Richard E. Roth, DO, Kingston
Peter J. Sakol, MD, Mechanicsburg
Nora Siegal, MD, PhD, Lancaster
Stephen M. Soll, MD, FACS, Philadelphia
Mary A. Stefanyszyn-Woldin, MD, phila
Alison Huggins Watson, MD, Philadelphia
Allan E. Wulc, MD, FACS, Plymouth Meeting

RHODE ISLAND

Yoash R. Enzer, MD, Providence
R. Jeffrey Hofmann, MD, Providence
Michael E. Migliori, MD, FACS, Providence
Jamie L. Schaefer, MD, Portsmouth

SOUTH CAROLINA

Rhonda V. Barrett, MD, Fort Mill
James B. Dickson, MD, FACS, Columbia
Andrew S. Eiseman, MD, Mount Pleasant
Thomas R. Mather, MD, Ladson
Stanley T. Pace, MD, Greenville
Rakesh M. Patel, MD, Columbia
Balaji Perumal, MD, Greenville



ASOPRS MEMBERS

David J. Remigio, MD, Bluffton
Galin J. Spicer, MD, Charleston

TENNESSEE

Behin Barahimi, MD, Nashville
Brian S. Biesman, MD, Nashville
Carolee Marie Cutler Peck, MD, MPH, Knoxville
Kelly R. Everman, MD, Brentwood
James Christian Fleming, MD, Memphis
Brian T. Fowler, MD, Germantown
Herbert J. Glatt, MD, Knoxville
Kim A. Klippenstein, MD, Nashville
Anna Kupcha, MD, Nashville
Louise A. Mawn, MD, Nashville
Andrew Gordon Meador, MD, Nashville
Trey A. Pegram, MD, Clarksville
Deborah D. Sherman, MD, Nashville
Rachel K. Sobel, MD, Nashville
Ralph E. Wesley, MD, Nashville
Matthew W. Wilson, MD, FACS, Memphis
Rex A. Yannis, MD, Chattanooga

TEXAS

Audrey E. Ahuero, MD, FACS, Houston
Mark Alford, MD, Fort Worth
Richard C. Allen, MD, PhD, FACS, Houston
Malena M. Amato, MD, FACS, Austin
Kathleen F. Archer, MD, Houston
Sheila Barbarino, MD, Austin
Sean M. Blaydon, MD, FACS, Austin
Emily M. Bratton, MD, Austin
Wesley L. Brundridge, DO, San Antonio
Christopher J. Calvano, MD, PhD, San Antonio
Imtiaz A. Chaudhry, MD, PhD, FACS, Houston
Brett Davies, MD, San Antonio, TX
Christopher M. DeBacker, MD, San Antonio
Vikram David Durairaj, MD, FACS, Austin
Bitu Esmali, MD, FACS, Houston

Constance L. Fry, MD, San Antonio
David Gay, MD, Austin
Grant Gilliland, MD, Dallas
Eric Hamill, MD, Houston
Matthew A. Hammons, MD, Fort Worth
David E.E. Holck, MD, San Antonio
Donald A. Hollsten, MD, San Antonio
Jordan Hollsten, MD, San Antonio
Kamel M. Itani, MD, Dallas
Krishna Priya Kalyam, MD, Plano
Ronald Mancini, MD, FACS, Dallas
Randy O. Mauffray, MD, San Antonio
Mark L. Mazow, MD, Dallas
Timothy J. McCulley, MD, Houston
Helen Merritt, Dallas
Carrie L. Morris, MD, Southlake
Jennifer Murdock, MD, Houston
W. John Murrell, MD, Amarillo
Tanuj Nakra, MD, Austin
Sean Paul, MD, Austin
Margaret Leslie Pfeiffer, MD, Dallas
Paul Proffer, MD, Amarillo
Karina Richani, MD, Houston
Rene S. Rodriguez-Sains, MD, FACS, Lubbock
Todd R. Shepler, MD, Cedar Park
Debra J. Shetlar, MD, Houston
Marie Somogyi, MD, Austin
Charles N.S. Soparkar, MD, PhD, FACS, Houston
Jordan David Spindle, MD, Tyler
Natalie A. Stanciu, MD, Austin
John Tong, MD, Grapevine
Ivan Vrcek, MD, FACS, Dallas
Michael T. Yen, MD, Houston

UTAH

Conley B. Call, MD, Provo
Albert J. Dal Canto, MD, PhD, Sandy
Kian Eftekhari, Salt Lake City
Todd B. Engen, MD, Provo
Matheson A. Harris, MD, Salt Lake City
Jackson F. Lever, MD, Ogden
Douglas P. Marx, MD, North Salt Lake
John D. McCann, MD, PhD, Salt Lake City
Bhupendra C.K. Patel, MD, Salt Lake City

VERMONT

Katherine A. Lane, MD, South Burlington

VIRGINIA

William H. Bearden, MD, FACS, Richmond
Kristen Elizabeth Dunbar, MD, Arlington
Maria Kirzhner, MD, Charlottesville
Nicole Langelier, MD, Richmond
Tamer N. Mansour, Arlington
Maryam Nazemzadeh, MD, Ashburn
Nicholas A. Ramey, MD, Roanoke
Marc Shields, MD, Staunton
Dimitrios Sismanis, MD, Richmond

WASHINGTON

Arash Jian Amadi, MD, FACS, Seattle
Talmage Broadbent, MD, PhD, Spokane
Tim P. Carey, MD, Seattle
Christopher B. Chambers, MD, Seattle
Holly Chang, MD, FACS, Bellevue
Mauricio R. Chavez, MD, Vancouver
Eric A. Cole, MD, Silverdale
Thomas Copperman, MD, Seattle
Matthew J. Hauck, MD, Camas
Man K. Kim, MD, Seattle
Kevin S. Michels, MD, Spokane
Alexander V. On, MD, Seattle



ASOPRS MEMBERS

C. Blake Perry, Tacoma
David V. Pratt, MD, Tacoma
Nicholas T. Ranson, MD, Spokane
Yasmin Shayesteh Chambers, MD, Seattle
Bryan S. Sires, MD, PhD, FACS, Kirkland
Kristin J. Tarbet, MD, Bellevue
Troy J. Woodman, MD, Tacoma
Matthew Zhang, MD, seattle

WEST VIRGINIA

James W. Gigantelli, MD, Charleston
John Nguyen, MD, Morgantown
Jennifer A. Sivak-Callcott, MD, Morgantown

WISCONSIN

Cat N. Burkat, MD, FACS, Madison
Smith Ann M. Chisholm, MD, Brookfield
Daniel L. Dale, MD, Depere
Mark T. Duffy, MD, PhD, Green Bay
Neda Esmaili, MD, Milwaukee
Greg J. Griepentrog, MD, FACS, Milwaukee
Gerald J. Harris, MD, FACS, Milwaukee
Mark J. Lucarelli, MD, FACS, Madison
Bruce M. Massaro, MD, Milwaukee
John G. Rose, MD, MBA, Madison
Suzanne W. van Landingham, MD, Madison
Timothy S. Wells, MD, Milwaukee

AUSTRALIA

Ian C. Francis, MD, FRACS, Chatswood, NSW
Alan A. McNab, MB BS, DMedSc, East Melbourne, Victoria
Brett A. O'Donnell, MBBS, FRCOphth, FRANZCO, FRCS, St. Leonards, NSW
Timothy J. Sullivan, FRANZCO, Brisbane, Queensland
Angelo Tsirbas, MD, Sydney

BARBADOS

Kim Jebodhsingh, MD, St. Michael

CANADA

Stephen M. Baker, MD, FRCSC, Victoria
Mounir Bashour, MD, Montreal
Michel Belliveau, Ottawa
Jean D. Carruthers, MD, FRCSC, Vancouver
Dan DeAngelis, MD, FRCSC, Mississauga
Peter J. Dolman, MD, FRCSC, Vancouver
Chaim Edelstein, MD, Montreal
Harmeet S. Gill, MD, FACS, North York
John T. Harvey, MD, Dundas
Ahsen Hussain, MD, FRCOphth, Halifax
Imran Jivraj, Edmonton
David R. Jordan, MD, FACS, Ottawa
Evan Kalin-Hajdu, Montreal
Femida Kherani, MD, FRCSC, Vancouver
Vladimir Kratky, MD, FRCSC, Kingston
Navdeep Nijhawan, MD, FRCSC, Oshawa
Karim G. Punja, MD, Calgary
Andrew Ting, MD, FRCSC, Edmonton
Nancy A. Tucker, MD, Toronto

GREECE

George C. Charonis, MD, Athens

HONG KONG

Marcus M. Marcet, MD, Central, Hong Kong

ISRAEL

Morris E. Hartstein, MD, Raanana

PUERTO RICO

Joseph P. Campbell, MD, Bayamon
Jose Raul Montes, MD, FACS, FACCS, San Juan
Noel Perez Soto, MD, Guaynabo

THAILAND

Pimkwan Jaru-ampornpan, MD, Bangkok



ASOPRS LIFE MEMBERS



Our distinguished Life Members have reached the age of 70 and/or retired fully from practice.

UNITED STATES OF AMERICA

ALABAMA

Bert Bowden, MD, Grant

ARKANSAS

T. David I. Wilkes, MD, FACS, Little Rock

ARIZONA

Norman C. Ahl, MD, Tucson
Robert M. Dryden, MD, FACS, Tucson
Robert Rubenzik, MD, Glendale

CALIFORNIA

Gary L. Aguilar, MD, San Francisco
Craig E. Berris, MD, Sacramento
F. Dean Berry, MD, Los Angeles
William P. Chen, MD, Irvine
W. Andrew Cies, MD, Newport Beach
Howard Conn, MD, Laguna Beach
Don S. Ellis, MD, Del Mar
Arthur Tyrone Glover, MD, Gold River
Conrad K. Hamako, MD, Watsonville
Eva H. Hewes, MD, Los Altos
David F. Kamin, MD, Los Angeles
Roger Kohn, MD, Santa Barbara
Robert E. Levine, MD, Los Angeles
Alfred C. Marrone, MD, Rolling Hills
Marlon Maus, MD, MPH, Berkeley
William J. Meecham, MD, Novato
George L. Paris, MD, Atherton
Arthur C. Perry, MD, FACS, La Jolla
J. Earl Rathbun, MD, Santa Rosa
David Savar, MD, FACS, Beverly Hills
Carl S. Shibata, MD, Glendale
Norman Shorr, MD, FACS, Beverly Hills

Barry R. Smith, MD, Visalia
Christopher Stephenson, MD, San Diego
William B. Stewart, MD, San Rafael
John H. Sullivan, MD, Los Altos Hills
Kenneth P. Vestal, MD, Laguna Niguel

COLORADO

David W. Bishop, MD, Durango
Michael John Hawes, MD, Englewood
Mohsen B Kashkouli, MD, Denver
David J.B. Singer, MD, FACS, Aspen
Eugene O. Wiggs, MD, Denver

CONNECTICUT

Mark C. Ruchman, MD, Southbury
District of Columbia
Paul T. Gavaris, MD, Washington
Francis La Piana, Washington

FLORIDA

Richard M. Chavis, MD, Boca Raton
Mark R. Levine, MD, Palm Beach Gardens
Howard J. Loff, MD, Atlantic Beach
Gordon R. Miller, MD, Miami Beach
Robert B. Mondshine, MD, Bal Harbour
Ernst Nicolitz, MD, Jacksonville
Jay J. Older, MD, FACS, Tampa
Michael Patipa, MD, North palm beach
Gary S. Weinstein, MD, FACS, Boca Raton

GEORGIA

Michael S. Landa, MD, Savannah
Clinton D. McCord, MD, Atlanta
Gregory J. Vaughn, MD, Atlanta

HAWAII

Thomas M. Kropp, MD, Kihei

ILLINOIS

Daniel L. McLachlan, MD, Hinsdale

KANSAS

Joel M. Leibsohn, MD, Mission Hills

KENTUCKY

Joe Franklin Arterberry, MD, FACS, Louisville
M. Douglas Gossman, MD, Louisville
William N. Offutt, MD, Lexington

LOUISIANA

Thomas C. Naugle, MD, New Orleans
Howard S. Reitman, MD, Metairie
Robert A. Schimek, MD, New Orleans

MAINE

A. Jan Berlin, MD, FACS, South Freeport

MARYLAND

Marcos T. Doxanas, MD, Baltimore

MASSACHUSETTS

Charles K. Beyer-Machule, MD, Wellesley
Jack Chalfin, MD, FACS, Dennis
Stephen T. Conway, MD, Seekonk
Sam Goldberger, MD, Newton
Arthur S. Grove, MD, Cambridge
Francis C. Sutula, MD, Cambridge

MICHIGAN

James L. Adams, MD, Ypsilanti
Murray D. Christianson, MD, FRCSC, FACS, Detroit
David M. Reifler, MD, FACS, Grand Rapids



ASOPRS LIFE MEMBERS

MINNESOTA

George B. Bartley, MD, Rochester
Richard P. Carroll, MD, FACS, Minneapolis
Lawrence H. Quist, MD, Minnetonka
John J. Woog, MD, Rochester

MISSISSIPPI

David R. Segrest, MD, Jackson

MISSOURI

Don Liu, MD, Columbia

NEBRASKA

John D. Griffiths, MD, Omaha
Frederick A. Mausolf, MD, Lincoln

NEVADA

Janice E. Eggert, MD, Las Vegas
Weldon E. Havins, MD, FACS, Henderson

NEW HAMPSHIRE

William J. Rosen, MD, Hanover

NEW JERSEY

Pierre Guibor, MD, PA, Secaucus

NEW YORK

Alvin H. Brackup, MD, Long Island City
Ira Eliasoph, MD, White Plains
Perry F. Garber, MD, Port Washington
Carmen Guberina, MD, New York
Ira S. Jones, MD, New York
John C. Merriam, MD, New York
Richard S. Muchnick, MD, New York
Janet L. Roen, MD, New York
Daniel P. Schaefer, MD, FACS, Amherst
Jeffrey Schiller, MD, Staten Island
Hampson A. Sisler, MD, New York

NORTH CAROLINA

George J. Alter, MD, Charlotte
Frank H. Christensen, MD, Chapel Hill
Gary T. Raflo, MD, Concord
R. Patrick Yeatts, MD, Winston-Salem

OHIO

John D. Bullock, MD, MPH, MS, Kettering
John A. Burns, MD, Columbus
Dwight R. Kulwin, MD, Cincinnati

OKLAHOMA

Sterling S. Baker, MD, Edmond

OREGON

Francis T. Shotton, MD, FACS, Corvallis
John L. Wobig, MD, MBA, FACS, Portland

PENNSYLVANIA

Marc S. Cohen, MD, FACS, Bala Cynwyd
Joseph C. Flanagan, MD, Wynnewood
Stuart H. Goldberg, MD, Lancaster
John J. Schietroma, MD, FACS, Harrisburg
Jerry A. Shields, MD, Philadelphia

SOUTH CAROLINA

Dennis Galbraith, MD, Chapin
Joseph A. Mauriello, MD, Charleston

TENNESSEE

Robert R. Waller, MD, Memphis

TEXAS

Edwin C. Augustat, MD, Fort Worth
Milton Boniuk, MD, Houston
R. Larry Brenner, MD, Sugar Land
Timothy W. Doucet, MD, Conroe
John Norris Harrington, MD, FACS, Dallas
Charles R. Leone, MD, San Antonio
Fay E. Millett, MD, El Paso

David H. Saunders, MD, Dallas
John W. Shore, MD, Fredericksburg
Robert B. Wilkins, MD, Houston
Martha Wilson, San Antonio

UTAH

Richard L. Anderson, MD, Salt Lake City
Douglas P. Felt, MD, Ogden
Steven T. Jackson, MD, Salt Lake City

VIRGINIA

Kurt W.L. Guelzow, MD, Roanoke
Polly A. Purgason, MD, Richmond
John G. Yassin, MD, Arlington

WASHINGTON

J. Timothy Heffernan, MD, Seattle
Robert A. Mazzoli, MD, FACS, Steilacoom
James Orcutt, MD, PhD, Lopez Island
John Van Gemert, Spokane

WEST VIRGINIA

Jesse V. Linberg, MD, Morgantown

WISCONSIN

Richard K. Dortzbach, MD, Middleton
Russell S. Gonnering, MD, MMM, FACS, Elm Grove
Bradley N. Lemke, MD, Sun Prairie



ASOPRS LIFE MEMBERS



AUSTRALIA

Ross S. Benger, MD, Drummoyne, New South Wales
Peter A. Rogers, MD, Killara, NSW

BRAZIL

Antonio Augusto Velasco Cruz, MD, Ribeirao Preto

CANADA

Bryan Arthurs, MD, Westmount
Frank V. Buffam, MD, CM, Vancouver
Martin Kazdan, MD, Toronto

James H. Oestreicher, MD, FRCSC, Toronto
Robert C. Pashby, MD, Toronto
S. Joseph Weinstock, MD, Toronto

FRANCE

Jean-Paul Adenis, MD, Limoges

GERMANY

Rudolf F. Guthoff, MD, Rostock
Eszter von Lovenberg-Proemper, Meerbusch

KOREA, REPUBLIC OF

Sang Yeul Lee, MD, Seoul

MEXICO

Daniel Silva, MD, Mexico City

UNITED KINGDOM

Richard Collin, MA, FRCS, DO, London
John F. A. Pitts, FRCP, FRCS, FRCOphth, London
John E. Wright, MD, Rickmansworth



ASOPRS HONORARY MEMBERS



CANADA

Jack Rootman, MD, FRCSC, Vancouver

PUERTO RICO

Guillermo Pico, MD, San Juan

UNITED KINGDOM

John C. Mustarde, MD, Ayr, South Ayrshire
Geoffrey E. Rose, DSc, MS, FRCS, FRCOphth, London

UNITED STATES OF AMERICA

MICHIGAN

Ian T. Jackson, MD, Southfield

MINNESOTA

James A. Garrity, Rochester

OHIO

Francis A. Papay, MD, Cleveland

PENNSYLVANIA

Linton A. Whitaker, MD, Wynnewood





ASOPRS INTERNATIONAL ASSOCIATE MEMBERS

ARGENTINA

Martin H. Devoto, MD, Buenos Aires
Maria Constanza Mansur, Buenos Aires
Daniel Weil, Buenos Aires

AUSTRALIA

Jennifer Danks, MB BS, FRANZCO, Dee Why
Rodger P. Davies, MD, Hawthorn
Brent J. Gaskin, FRANZCO, Mornington, VIC
Jwu Jin Khong, Hawthorn
Brent Skippen, FRANZCO, Wagga Wagga
Charles S. Su, MD, East Melbourne
Geoffrey A. Wilcsek, MB BS, FRANZCO, Bondi Beach

BRAZIL

Lucieni Cristina Barbarini Ferraz, MD, PhD, Bauru
Stefania Barbosa Diniz, MD, Brasilia-DF
Nilson Lopes Fonseca Jr, MD, PhD, Sao Paulo
Gustavo Guerra, MD, Volta Redonda
Rosana Hannouche, MD, Goiania-Go
Roberto M. Limongi, MD, Goiania-Go
Suzana Matayoshi, Sao Paulo
Aline Pimentel De Miranda, MD, Sao Paulo
Midori Hentona Osaki, MD, PhD, Sao Paulo
Tammy H. Osaki, MD, PhD, Sao Paulo
Filipe Jose Pereira, MD, Florianopolis, Santa Catarina
Allan Christian Pieroni Goncalves, MD, PhD,
Sao Paulo
Fernando Procianoy, MD, PhD, Porto Alegre
Murilo A. Rodrigues, MD, Belo Horizonte
Silvia Rodrigues, MD, Belo Horizonte
Silvana Artioli Schellini, Botucatu

CANADA

Zainab Y. Alhabbab, MD, Mississauga
Lorne Bellan, MD, FRCS, Winnipeg
Edsel B. Ing, MD, PhD, Toronto
Patrick Yang, MD, Sidney

CHILE

Rosa Maria Balcells, MD, Santiago
Cristina Soledad Hidalgo, MD, Chiguayante
Jocelyne Carol Kohn, MD, Santiago
Rodrigo Javier Poblete, MD, Santiago

CHINA

Dongmei Li, MD, Beijing
Honglei Liu, MD, Xi'an City
Jiang Qian, MD, Shanghai

COLUMBIA

Martha C. Arango Munoz, MD, Medellin
Angela M. Dolmetsch, MD, Cali
Marco A. Gallon, MD, Cali
Cristina Gonzalez, MD, Medellin
Gabriel Jimenez Onofre, MD, Bogota

COSTA RICA

Abraham I. Gomez Hernandez, MD, San Jose
Chun Cheng Lin Yang, MD, MSc, Escazu
Dominican Republic
Melvin Santana Severino, MD, San Pedro de Macoris

EGYPT

Mohammad A. Hafez, MD, FRCS, Sixth of October

ENGLAND

Pari N. Shams, MD, London

GERMANY

Ulrich Hugo Schaudig, MD, Hamburg

GREECE

Ioannis Mavrikakis, MD, PhD, Athens

HONG KONG

John S. Chang, MD, Happy Valley
Kelvin Kam-lung Chong, MBChB, FCOphth, Hong
Kong (SAR)

INDIA

Mohammad Javed Ali, Hyderabad
Tarjani Dave, MD, Hyderabad
Shubhra Goel, MD, Hyderabad
Ashok Kumar Grover, New Delhi
Adit Gupta, MD, Mumbai
Santosh G. Honavar, MD, FACS, Hyderabad
Milind N. Naik, MD, Hyderabad, INDIA
Akshay Gopinathan Nair, MD, Mumbai
Debraj Shome, MD, FACS, FAACS, Mumbai

IRAN (ISLAMIC REPUBLIC OF)

Farzad Pakdel, Tehran

ISRAEL

Guy Ben Jonathan Simon, MD, Ramatgan



ASOPRS INTERNATIONAL ASSOCIATE MEMBERS

ITALY

Francesco Pietro Bernardini, MD, Genova
Francesco M. Quaranta-Leoni, MD, Rome

JAPAN

Tomoyuki Kashima, MD, PhD, Gunma
Masashi Mimura, MD, Osaka

JORDAN

Qasim J. Nasser, MBBS, MRCOphth, FRCS, MS,
Amman

KOREA, REPUBLIC OF

Minwook Jacob Chang, MD, PhD, Goyang-si
Wonkyung (Viviana) Cho, MD, PhD, Seoul
Sang In Khwarg, MD, Seoul
Yoon-Duck Kim, MD, PhD, Seoul
Hwa Lee, Ansan
Min Joung Lee, MD, Seoul
Helen Lew, MD, PhD, Seongnam
Ho-Seok Sa, MD, PhD, Seoul
Seongwook Seo, JinJu
Kyung In Woo, MD, Seoul
Suk-Woo Yang, MD, PhD, Seoul
Jin Sook Yoon, MD, PhD, Seoul

LEBANON

Ramzi Alameddine, MD, Beirut

MEXICO

Sara Plazola, MD, Mexico City

NORWAY

Vibeke Vagle, MD, Sandnes

PHILIPPINES

Reynaldo M. Javate, MD, Manila

SAUDI ARABIA

Adel Alsuhaibani, MD, Riyadh

SINGAPORE

ChaiTeck Choo, Singapore
Lee Hooi Lim, MD, Singapore
Gangadhara Sundar, MD, FRCSEd, FAMS, Singapore

SOUTH AFRICA

Mpopi Nthabiseng Lebohang Lenake, MBChB,
FCOphth, Cape Town
Philip C. Peirce, MBBCh, FCS, SA, Johannesburg

SPAIN

Miguel Gonzalez-Candial, MD, PhD, Barcelona
Jose Nieto Enriquez, MD, Barcelona

THAILAND

Nattapol Pokawattana, MD, Bangkok

TURKEY

Yonca Arat, MD, FRCSC, Ankara
Altug Cetinkaya, MD, Ankara
Pelin Kaynak, MD, Istanbul

UNITED ARAB EMIRATES

Habibullah Eatamadi, MD, FRCS-(Ed), Deira-Dubai

UNITED KINGDOM

Harpreet Singh Ahluwalia, MBBS, MRCOphth, FRCS,
MS, Solihull
Julian De Silva, MD, MBBS, London
Daniel G. Ezra, MD, FRCOphth, London
Raman Malhotra, FRCOphth, East Grinstead
Fabiola Murta, London
Rachna Murthy, FRCOphth, Ashley
Jane Olver, MD, FRCOphth, London
Costas Papageorgiou, London
Farhan Ahmed Qureshi, Manchester
Jonathan C. P. Roos, MD, PhD, London
Raghavan Sampath, FRCOphth, Leicester

URUGUAY

Gabriel Pignata, Montevideo



AMERICAN ACADEMY
OF OPHTHALMOLOGY®

Don't Miss the 2022 Oculofacial Plastic Surgery Subspecialty Day

Chicago | Sat., Oct. 1

Gain Expert Insights You Can Apply to Your Practice

Your in-person registration for Oculofacial Plastic Surgery Subspecialty Day includes:

- Flexibility to float among all Subspecialty Day meetings on Saturday
- Virtual and on-demand access to the Saturday Subspecialty Day educational content
- Access to the AAO 2022 Expo on Saturday

Virtual-only registrations also available.

Go to aao.org/registration for in-person or virtual registration.



Program Directors:
Thomas E Johnson MD
Cat Burkat MD FACS

In conjunction with the American
Society of Ophthalmic Plastic and
Reconstructive Surgery



Subspecialty Day
AAO 2022

Protecting Sight. Empowering Lives.®

ASOPRS RECIPROCAL SOCIETIES ■

ASOPRS recognizes international societies of oculofacial plastic surgery as Reciprocal Societies when the societies have specific requirements related to the practice of oculofacial plastic surgery for membership and conduct an annual meeting with primary emphasis on oculofacial plastic surgery to which ASOPRS members are invited to attend. Becoming a Reciprocal Society also allows members of that society to apply as International Associate Members of ASOPRS on Pathway A of the ASOPRS international associate membership process.

ASOPRS is pleased to share a Reciprocal Society relationship with the following societies:

Asia Pacific Society of Ophthalmic Plastic & Reconstructive Surgery (APSOPRS)



Iranian Society of Ophthalmic Plastic & Reconstructive Surgery (IrSOPRS)



Asociación Colombiana de Cirugía Plástica Ocular (ACPO)



Mexican Society of Oculoplastics

Asociacion Dominica de Oculoplastía (ASODOCU)



Oculoplastics Society of India (OPAI)



Australian and New Zealand Society of Ophthalmic Plastic Surgeons (ANZSOPS)



Sociedad Argentina de Plástica Ocular (SAPO)



Belgian Society of Ophthalmic Plastic and Reconstructive Surgery (BSOPRS)



Sociedade Brasileira de Cirurgia Plástica Ocular (SBCPO)



British Oculoplastic Surgery Society (BOPSS)



Sociedad Chilena de Oculoplástica Órbita y Cirugía Reconstructiva (SOCHOP)



European Society of Ophthalmic Plastic and Reconstructive Surgery (ESOPRS)



South African Society of Oculoplastic Surgeons



FOUNDATION DONORS

ASOPRS Foundation Gratefully Acknowledges our Foundation Donors

LEGACY SOCIETY

Richard Carroll, MD
Michael J. Hawes, MD

James "Chris" Fleming, MD
James Moses, MD

FOUNDER'S CIRCLE | \$50,000+

Darlene J. and Richard Carroll, MD Family Fund
Michael J. Hawes, MD
Guy Massry, MD
Ralph E. Wesley, MD

PRESIDENT'S CIRCLE | \$20,000-\$49,999

Edwin C. Augustat, MD
George F. Buerger, Jr., MD
Harvey "Chip" Cole, III, MD
Craig Czyz, DO
Roger A. Dailey, MD
Dr. and Mrs. James Christian Fleming
Leo Model Foundation/Roberta E. Gausas, MD
James L. Hargiss, MD
John B. Holds, MD
Dr. Robert & Margaret Kennedy

Mark R. Levine, MD
William R. Nunery, MD
Jerry K. Popham, MD
Dr. Arthur J. and Elizabeth A. Schaefer
Daniel Schaefer, MD
Dr. and Mrs. Orkan G. Stasior
Karen Lee Taylor
Scott Wheeler/Gunther Weiss Scientific
John L. Wobig, MD

TRUSTEE'S CIRCLE | \$15,000-\$19,999

Evan H. Black, MD
Tamara Fountain, MD
David B. Lyon, MD
Jan W. Kronish, MD
James Moses, MD

BENEFACTORS | \$10,000-\$14,999

Kevin A. Beadles, MD
John A. Burns, MD
Richard K. Dortzbach, MD
Scott M. Goldstein, MD
Michael Kazim, MD

**Donations to the Foundation are recorded cumulatively and donors are acknowledged at the appropriate level. A complete list of donors is documented here, as of August 18, 2022.*

FOUNDATION DONORS

GOLD PATRON | \$5,000-\$9,999

Joe F. Arterberry, MD
Thomas A. Bersani, MD
Kenneth V. Cahill, MD
John P. Fezza, MD & Family
Patrick M. Flaharty, MD
Jill A. Foster, MD
Dr. and Mrs. John N. Harrington

Gerald J. Harris, MD
Albert Hornblaus, MD
James Karesh, MD
Jemshed A. Khan, MD
Don O. Kikkawa, MD
Man Kim, MD
Mark J. Lucarelli, MD

Dale R. Meyer, MD
Michael and Marianne Migliori, MD
Dr. and Mrs. David A. Reifler, MD
Stuart and Marilou Seiff, MD
David B. Soll, MD
Edward J. Wladis, MD

SILVER PATRON | \$2,500-\$4,999

Wade Brock, MD
Keith D. Carter, MD, FACS
Steven Couch, MD
Kathleen M. Duerksen, MD, FACS
Yoash R. Enzer, MD
Robert G. Fante, MD
Robert A. Goldberg, MD
Richard D. Lisman, MD

Joseph A. Mauriello, Jr., MD
Christine C. Nelson, MD
Frank A. Nesi, MD
John D. Ng, MD
William N. Offutt, IV, MD
J. Justin Older, MD
Arthur C. Perry, MD
Julian D. Perry, MD

Michael J. Richard, MD
Janet L. Roen, MD
Bryan Sires, MD
Peter J. Sneed, MD
Christopher Stephenson, MD
Jeremiah P. Tao, MD
Mike Thorley, Tasus Pharmaceutical
Ted Wojno, MD

BRONZE PATRON | \$1,000-\$2,499

Chris Alabiad, MD
Mark A. Alford, MD
Richard L. Anderson, MD
Edward H. Bedrossian, Jr., MD
Charles K. Beyer-Machule, MD
Maziar Bidar, MD
Elizabeth Bradley, MD
Mark S. Brown, MD
Dr. and Mrs. Daniel E. Buerger, MD
David G. Buerger, MD
Cat N. Burkat, MD
Michael A. Burnstine, MD
Susan R. Carter, MD
Karen Chapman, MD
John C. Choi, MD
David E. Cowen, MD
Philip L. Custer, MD
Daniel L. Dale, MD

Christopher M. DeBacker, MD
Vikram D. Durairaj, MD
Jonathan J. Dutton, MD
Jeffrey P. Edelstein, MD
Gil A. Epstein, MD
Bitu Esmaeli, MD
Douglas P. Felt, MD
Suzanne K. Freitag, MD
Perry Garber, MD
Stacia H. Goldey, MD
Jeff B. Goldstein, MD
Gregory J. Griepentrog, MD
Brian D. Haas, MD
Lawrence F. Handler, MD
Roderick N. Hargrove, MD
Adam S. Hassan, MD
David E.E. Holck, MD
Jennifer Hui, MD

David Jordan, MD
James A. Katowitz, MD
William R. Katowitz, MD
Tiffany Kent, MD
Femida Kherani, MD
Bobby S. Korn, MD, PhD
Elliot Korn, MD
Andrea Kossler, MD
Katherine Lane, MD
Stephen J. Laquis, MD, FACS
Simeon A. Lauer, MD
Daniel R. Lefebvre, MD
Alan M. Lessner, MD
Peter S. Levin and Lisa Voge-Levin
Family Fund
Sophis Liao, MD
William J. Lipham, MD
William & Stephanie Mack, MD

Lisa A. Mansueto, MD
John Martin, MD
Mark L. Mazow, MD
Robert A. Mazzoli, MD
M. Polly McKinstry, MD
Melissa Meldrum-Aaberg, MD
Annie Moreau, MD
Dr. & Mrs. Thomas Naugle Jr.
Janet Neigel, MD
Network for Good
Jane J. Olson, MD
George L. Paris, MD
Paul Phelps, MD
Karim Punja, MD
Allen M. Putterman, MD
J. Earl Rathbun, MD
Janet L. Roen, MD
Paul N. Rosenberg, MD

Peter A.D. Rubin, MD, FACS
Aaron Savar, MD
Jeffrey Schiller, MD
Debra J. Shetlar, MD
John W. Shore, MD
Matthew Sniegowski, MD
Sunlight Foundation
Myron Tanenbaum, MD
TOC Eye and Face
M. Reza Vagefi, MD
Valerie L. Vick, MD
Claude Warren, III, MD
Gary S. Weinstein, MD
Michael G. Welsh, MD, FACS
Michael T. Yen, MD
Sandy Zhang Nunes, MD
Christopher Zoumalan, MD

FOUNDATION DONORS

FRIEND | UNDER \$1,000

Audrey E. Ahuero, MD
 Mohammad J. Ali, MD
 Richard C. Allen, MD, PhD
 Malena M. Amato, MD
 Susan Amirholizadeh,
 MEDDEV
 Kathleen F. Archer, MD
 Lynn Armstrong
 Michael Azar
 Bethany and Sayed Badrawi
 Rosalie L. Bair, MD
 Jasmina Bajric, MD
 Newell Baker
 Stephen M. Baker, MD, FRCSC
 Sterling S. Baker, MD
 Harold Ballitch, MD
 Behin Barahimi, MD
 Anna Barmettler, MD
 George Bartley, MD
 Barbara FitzGerald Beatty
 Gerald Behrens
 Maziar Bidar, MD
 Brian S. Biesman, MD
 Chad M Bingham, MD
 Alexander Blandford, MD
 Sean M. Blaydon, MD
 Richard Boalbey
 Fred S. Bodker, MD
 James & Lynn Boedeker
 Mary Ann Bogdan
 Stephen Bosniak, MD
 Bert Bowden, MD
 Jim and Joan Bowers
 Cynthia A. Boxrud, MD
 Edwin & Nancy Boyer
 Nariman Boyle, MD
 Jana Brennan
 Vic & Valerie Bricka
 Jean and Milton Bruce
 Adam Buchanan, MD
 Amy Burner
 Michael A. Burnstine, MD
 Robert Busch (BRILOR)
 Conley B. Call, MD
 Jorge Camara, MD
 Joann and Rusty Campolo
 Tim P. Carey, MD
 Bryant Carruth, MD
 Patricia Cerni
 John Cetner
 John S. Chang, Jr., MD
 Imtiaz A. Chaudhry, MD, PhD

Steven Chen, MD, FACS
 Valerie Chen, MD
 Raul & Mary Lou Chipongian
 Christina Choe, MD
 Philip Choo, MD
 Raymond Cho, MD
 Eva Chou, MD
 Frances Coe
 Community Foundation
 of Utah
 Rachelle Cotugono
 Steven Covici, MD
 Mark Cox
 Catherine E. Cuite, MD
 Sara Custer
 Albert Dalcanto, MD
 Brett Davies, MD
 John & Arlene Dayton
 Dan DeAngelis, MD
 Karen DeAngelis, MD
 Robert C. Della Rocca, MD
 Sheri L. Demartelaere, MD
 James B. Dickson, MD, FACS
 Peter J. Dolman, MD
 Angela M. Dolmetsch, MD
 Steven C. Dresner, MD
 Barbara & Robert Dunkelman
 Ron and Dianne Dunnington
 Kian Eftekhari, MD
 John Eggleston
 Ken Elkins
 Valerie Elmalem
 Tarek El-Sawy, MD
 Timothy Engelbrecht
 Todd B. Engen, MD
 George K. Escaravage, MD
 Neda Esmaeli, MD
 Gabriela Espinoza
 Robert P. Farrell
 Aaron Fay, MD
 Kenneth A. Feldman, MD
 Amy Fowler
 Ian C Francis, MD
 L. Neal & Shelley Freeman
 Liz Friederich
 Deborah Friebe
 Peter Fries, MD
 Bartley R. Frueh, MD
 Barry R. Fuller, MD
 Molly Fuller, MD, PhD
 Laura Gadzala, MD
 Lauren Z. Gavaris, MD

Paul T. Gavaris, MD
 GI Department Sunshine Club
 Parag Ghandi, MD
 Joseph Giacometti, MD
 James W. Gigantelli, MD
 Geoffrey J. Gladstone, MD
 Katherine G. Gold, MD
 Andrew Goldbaum, MD
 Kelly Graham
 Robert Graham
 Kurt W.L. Guelzow, MD
 Pierre Guibor, MD
 Barrett G. Haik, MD, FACS
 Marsha Hall & Edward Warren
 Thomas Hanley
 Elizabeth Hansen
 Matheson A. Harris, MD
 Andrew R. Harrison, MD
 Carol M. Hawks
 Michael Hayes
 Brent R. Hayek, MD
 Fermida Hayek, MD
 Grant W. Heinz, MD
 Clair Hensler &
 Robert Hughes, MD
 Mark Heffernan
 George Hill, MD
 John B. Hill
 Robert H. Hill, MD
 Marc J. Hirschbein, MD, FACS
 Scott Hobson, MD
 R. Jerry Hofman, MD
 Holland, Johns, Schwartz &
 Penny, LLP
 Joy Holland
 Kelly Holley
 John Holmes
 Don A. Hollsten, MD
 Natalie Homer
 Ken Hughes & Associates
 Susan M. Hughes, MD
 Alfred & Regina Humphrey
 Anna and Bill Hurt
 Dr. and Mrs. Francis Hurite
 Julie, Ken & Morgan Husa
 Edsel B. Ing, MD, FRCSC
 Bud and Marian Itzen
 Srinivas Iyengar, MD
 Thomas Johnson, MD
 Verdi Johnson
 David F. Jones, MD
 Scott Jones, MD

Mary Jotte
 Alon Kahana, MD
 Kelly Kaiser
 Kevin Kalwerisky, MD
 Sara A. Kaltreider, MD
 Mitesh Kapadia, MD
 Larence Kass, MD
 Sajeev S. Kathuria, MD
 Nadia Kazim, MD
 Tisha Kehn
 William P. Kelly
 Robert Kherani
 Daniel Kim, MD
 Do-You Kim, MD
 Stephen Klapper, MD
 Randi Klein
 Kim Klippenstein, MD
 Jack and Nancy Krah
 William Kremer –
 Gazette Publishing
 Company
 Debra M. Kroll, MD
 Thomas M. Kropp, MD
 Nicole Langelier, MD
 David C. Larned, MD
 Bradford W. Lee, MD
 H.B. Harold Lee, MD
 Sang Yeul Lee, MD
 Wendy Lee, MD
 Matthew Lee-Wing, MD
 Gary J. Lelli, MD
 Bradley N. Lemke, MD
 Bryan Levey
 Kyle Lewis, MD
 Ilya L. Leyngold, MD
 Lily Lin, MD
 James Linder, MD
 William Lipham, MD
 Boaz J. Lissauer, MD
 Gary Lissner, MD
 Bob and Kathy Littlefield
 Gloria B. Littlefield
 Don Liu, MD
 Catherine Liu, MD
 Mikel W. Lo, MD
 Joanne E. Low, MD
 Jonathan C. Lowry, MD
 Drew & Karen Luning
 Cari E. Lyle, MD
 Jason Malecka
 Robi Maamari, MD
 Bernard Mallinger, MD

Geva E. Mannor, MD
 Tamer N. Mansour, MD
 Harry Marshak, MD
 Ronald T. Martin, MD, FACS
 Douglas P. Marx, MD
 Thomas R. Mather, MD
 Louise A. Mawn, MD
 Mayo Clinic Dept of
 Ophthalmology Fund
 Rodney W. McCarthy, MD
 Elysa McCintic, MD
 Clinton D. McCord, Jr., MD
 Michael McCracken, MD
 Linda McGrath
 Alan McInnes, MD
 McInnis Elementary School
 Bettina McQuade
 Medical and Surgical Eye
 Associates of Pittsburgh
 Medical Business Services
 Albany New York
 Jill Melicher-Larson, MD
 Murray A. Meltzer, MD
 Shanneth Merbs, MD
 Joel Meyers, MD
 Meyers & Meyers LLP
 MLAC Masters – Michael
 Chiappetta
 Frank and June Moore
 Jose Montes
 Kenneth Morgenstern, MD
 Carrie L. Morris, MD
 Gregory Mueller, MD
 W. John Murrell, MD
 D.S & J.L Nelms
 Eric R. Nelson, MD
 Jeffrey A. Nerad, MD
 Nethery Eye Associates
 Jean & Paul Newton
 John Nguyen, MD
 D. W. Nicholson, MD
 John J. Nigro
 David Noonan
 Alan E. Oester, Jr., MD
 James Oestreicher, MD
 Older & Slonim Eyelid Institute
 Ophthalmology Partners
 Michael & Ellen Pappas
 Francis A. Papay, MD
 Sarit M. Patel, MD, MBA
 Ronald W. Pelton, MD
 Robert B. Penne, MD

Pennsylvania Medical Society
 Randal T.H. Pham, MD, FACS
 Margaret E. Phillips, MD
 Margaret and Sylvia Phillips
 William B. Picotte
 Kenneth Piest, MD
 Sara Plazola, MD
 Mark Prendes, MD
 Jeffrey C. Popp, MD
 Judy and Allan Press
 James P. Pressly, MD
 Helene Pretter
 Paul Proffer, MD
 Eric P. Purdy, MD
 Christopher & Sarah Rall
 Sathyadeep Ramesh, MD
 Nicholas T. Ranson, MD
 Dr. and Mrs. John Rymanowski
 Kai & Baerbel Rehder
 David J. Remigio, MD
 Charles D. Rice, MD
 Paolo Ritmo
 Dr. and Mrs. J. Michael Ritty
 Philip R. Rizzuto, MD
 Rand Rodgers, MD
 Rene S. Rodriguez-Sains, MD
 Carl E. Rosen, MD
 Peter J. Sakol, MD
 David Samini, MD
 Jane B. Serra
 Donna and Jim Savage
 David Savar, MD
 Louis Savar, MD
 Saxonburg Family Eye Care
 Caron Scanlan
 Dianne Schlachter, MD
 Shirley Schmitt
 David R. Segrest, MD
 Bryan D. Seiff, MD
 Thomas & Patricia Sell
 Roberta D. Sengelmann
 Stephen and Laurie Shannon
 Karen and Jerry Shasserre
 Peter E. Sheptak, MD
 Neal and Susa Shipley
 Joseph P. Shovelin, MD
 Erin M. Shriver, MD
 Scott Sigler, MD
 Rona Silkiss, MD
 Jennifer A. Sivak-Callcott, MD
 Robert G. Small, MD
 Jason Smith

Russ and Joanne Smith
 Sandra Smith
 Jason Sokol, MD
 Alice Song, MD
 Julia Song, MD
 South Hills Eye Associates
 Thomas C. Spoor, MD
 George O. Stasior, MD, FACS
 Eric A. Steele, MD
 Harry Stephens
 Charles M. Stephenson MD
 Scot A. Sullivan, MD
 Mary Sutula
 Marcia Swanson
 Greg Swords, STRYKER
 Mehryar Taban, MD
 Manoj M. Thakker, MD
 Nicole Timlin
 Daniel J. Townsend, MD
 Brian Tse, MD
 Nancy A. Tucker, MD
 Deborah Valore
 Suzanne Van Landingham
 Douglas J. Van Putten, MD
 Pablo E. Vanegas Plata, MD
 Kenneth P. Vestal, MD
 Ana Carolina Victoria
 Sharon A. Walgea
 Becky Walter
 Kimberly Walter Boyer
 William L. Walter, MD
 Ronald E. Warwar, MD
 Dr. and Mrs. Edmond Watters
 Sara Webster, MD
 Sophia and Joseph Welasko
 Timothy S. Wells, MD
 Sara Wester, MD
 Western PA Surgery Center
 Wexford Anesthesia
 Matthew W. Wilson, MD
 Stephen Winkler, MD
 Bryan J. Winn, MD
 David L. Wirta, MD
 Julie A. Woodward, MD
 John L. Woog, MD
 Allan E. Wulc, MD, FACS
 Hiroo Yabe, MD
 John G. Yassin, MD
 Linda Zabors
 Jitka Zobal-Ratner, MD
 Matthew Zweig, MD
 Orin M. Zwick, MD



The American Society of Ophthalmic Plastic and Reconstructive Surgery (ASOPRS) was founded in 1969 to establish a qualified body of surgeons who has training and experience in the highly specialized field of oculofacial plastic surgery. ASOPRS has achieved this through its commitment to the advancement of education, research and the quality of clinical practice in the fields of aesthetic and reconstructive surgery specializing in the eyelids, orbits, lacrimal system and face. Today, the Society has over 800 national and international members.

To meet our mission, ASOPRS approves and oversees post-graduate fellowships across the United States that train well-qualified physicians in the field of oculofacial plastic surgery. Each year, ASOPRS hosts a Fall Scientific Symposium prior to the AAO Subspecialty Day, as well as a Spring Meeting exclusively for its members only.

ASOPRS is an honorary society with entry requirements that include a 2-year ASOPRS-approved oculofacial plastic surgery fellowship, successful completion of oral and written examinations, and acceptance of an original thesis. Other pathways to membership are available to those who did not complete an ASOPRS-approved fellowship, and to international oculofacial plastic surgeons.

asoprs.org



54TH ANNUAL FALL SCIENTIFIC SYMPOSIUM

November 2-3, 2023 • Hyatt Regency • San Francisco, CA