

American Society of Ophthalmic  
Plastic and Reconstructive Surgery



# Sea Island

2024 Spring Scientific Symposium

May 16-19, 2024 | Sea Island Resort, Sea Island, Georgia

# PROGRAM



# Welcome to Sea Island!

On behalf of ASOPRS, I hope you enjoy another outstanding spring meeting and the hospitality and natural beauty of Sea Island.

Nick R. Mahoney, MD, ASOPRS Spring Scientific Symposium Director

## Special thanks...

### ...to the **ASOPRS Scientific Symposia Committee**

Eric A. Steele, MD

Fall Scientific Symposium Director

Nick R. Mahoney, MD

Spring Scientific Symposium Director

Michael K. Yoon, MD

Assistant Fall Scientific Symposium Director

Steven M. Couch, MD, FACS

Past Scientific Symposia Director

Pete Setabutr, MD

Continuing Education Director

Jamie L. Schaefer, MD

Accreditation Committee Chair

Seanna Grob, MD, MAS

YASOPRS Committee Chair

### ...to the **ASOPRS Accreditation Committee**

Jamie L. Schaefer, MD, Chair

David B. Samimi, MD

Christina Choe, MD

Marcus J. Ko, MD

Jason A. Sokol, MD





# TABLE OF CONTENTS

- Program at a Glance ..... 4
- Featured Speaker ..... 5
- General Information ..... 7
- Program
  - Thursday, May 16.....10
  - Friday, May 17 ..... 11
  - Saturday, May 18.....18
  - Sunday, May 19 .....25
- Awards .....30
- Digital Posters.....33
- Exhibitors .....39
- ASOPRS Foundation Donors.....42
- Save the Dates.....45

A Special **THANK YOU** to our  
**CORPORATE SPONSORS**

**PLATINUM SPONSOR**

**Amgen**

for sponsorship of the ASOPRS Annual Banquet

**GOLD SPONSOR**

**Viridian Therapeutics**

for sponsorship of the ASOPRS Welcome Reception

**BRONZE SPONSOR**

**Gunther Weiss  
 Scientific Glassblowing**

for sponsorship of the ASOPRS Golf Tournament



# PROGRAM AT A GLANCE

## Thursday, May 16

7-9 pm ASOPRS Welcome Reception – *Rainbow Island*

## Friday, May 17

6:45-8 am Breakfast with Exhibitors (non-CME) – *Mizner Ballroom II*

7:30-8 am YASOPRS Rapid Fire Cases and Presentations – *Cloister Ballroom*

8-9:45 am **General Session** – *Cloister Ballroom*

8:03-8:50 am Eyelid Abstracts and Skills Transfer

8:50-9:45 am Practice Management Abstracts and Skills Transfer

9:45-10:15 am Break with Exhibitors (non-CME) – *Mizner Ballroom II*

10:15 am-12:03 pm **General Session** – *Cloister Ballroom*

10:15-11 am Aesthetic Surgery Techniques and Expert Discussion

11-11:29 am Featured Speaker: **Lisa Akintilo, MD, MPH**  
***Pan-Facial Rejuvenation with Lasers and Energy-Based Devices***

11:29 am-12:03 pm Aesthetic Abstracts

12:03-1 pm **ASOPRS Business Meeting (non-CME)** – *Cloister Ballroom*  
*All members are invited and encouraged to attend*

1-2 pm **PRODUCT THEATER** (CME offered by Vindico) – *Mizner Ballroom I*  
***Beyond the Blade: Thyroid Eye Disease Management for Oculoplastic Surgeons***  
Presented by Vindico

5-6 pm **YASOPRS, Women in ASOPRS, and SASOPRS Reception** –  
*Mizner Courtyard*  
*Members of all special interest groups are invited to attend*

## Saturday, May 18

6:45-8 am Breakfast with Exhibitors (non-CME) – *Mizner Ballroom II*

7:30-8 am YASOPRS Rapid Fire Cases and Presentations – *Cloister Ballroom*

8-10:20 am **General Session** – *Cloister Ballroom*

8:01-8:47 am Orbit Abstracts and Talks

8:47-9:17 am ASOPRS Foundation Ralph E. Wesley Lecture  
**Neil R. Miller, MD, FACS**  
***But Everything Went Great!***

9:17-10:20 am Orbital Surgery Abstracts, Techniques and Expert Discussion

10:20-10:50 am Break with Exhibitors (non-CME) – *Mizner Ballroom II*

10:50-11:50 am **General Session** – *Cloister Ballroom*

10:50-11:25 am Thyroid Eye Disease Abstracts and Updates

11:25-11:50 am Featured Speaker: **Neil R. Miller, MD, FACS**  
***The Molecular Genetics of Optic Pathway Gliomas: Impact on Treatment***

11:50 am-12 pm **ASOPRS Awards Session (non-CME)** – *Cloister Ballroom*

12:20 pm **ASOPRS Golf Tournament** – *Seaside Course*

6:30-9:30 pm **ASOPRS Annual Banquet & New Member Inductions** –  
*Ocean Patio and Courtyard*

## Sunday, May 19

6:45-8 am Breakfast with Exhibitors (non-CME) – *Mizner Ballroom II*

7:30-8 am YASOPRS Rapid Fire Cases and Presentations – *Cloister Ballroom*

8-9:30 am **General Session** – *Cloister Ballroom*

8:01-8:45 am Oncology Abstracts

8:45-9:30 am Challenging Case Abstracts

9:30-10 am Break with Exhibitors (non-CME) – *Mizner Ballroom II*

10-10:55 am **General Session** – *Cloister Ballroom*

10-10:55 am YASOPRS Ask SASOPRS: A Mentorship Panel

10:55-11 am ASOPRS Foundation Rising Star Award and Closing Remarks

11 am Meeting Adjourns

**VIEW THE POSTERS**




**USERNAME:** The email you registered with

**PASSWORD:** asoprs2024

Or go to: <https://meetingfiles.com/event/asoprs>



# FEATURED SPEAKERS



## ASOPRS Foundation Ralph E. Wesley Lecturer: Neil R. Miller, MD, FACS

Saturday, May 18

8:54–9:09 am *But Everything Went Great!*

10:06–10:12 am *Carotid-Cavernous Fistula Cannulization Technique Video & Tips*

11:26–11:41 am *The Molecular Genetics of Optic Pathway Gliomas: Impact on Treatment*

**Dr. Neil Miller** is Professor Emeritus of Neuro-Ophthalmology and Professor of Ophthalmology, Neurology, and Neurosurgery at the Johns Hopkins University School of Medicine. He has authored over 590 articles, 97 chapters, and 15 books, including the 4th edition of “Walsh and Hoyt’s Clinical Neuro-Ophthalmology” and has co-edited the 5th and 6th editions of this textbook as well as four editions of an abbreviated version of the textbook: “Walsh and Hoyt’s Clinical Neuro-Ophthalmology: The Essentials”, the most recent of which was published in 2020. Dr. Miller also has co-authored two editions of “The Neuro-Ophthalmology Survival Guide,” a textbook designed for both physicians and students. The third edition is due out this year. Dr. Miller has spoken at numerous local, national, and international meetings and has given 65 named lectures around the world. In addition, he has been involved with many clinical trials in the field of neuro-ophthalmology. Many of Dr. Miller’s previous Fellows and residents hold faculty positions at major institutions throughout the United States and around the world.




## Lisa Akintilo, MD, MPH

Friday, May 17

11:01–11:21 am *Pan-Facial Rejuvenation with Lasers and Energy-Based Devices*

**Dr. Lisa Akintilo** is a board-certified dermatologist and fellowship-trained cosmetic and laser surgeon who completed her residency training at New York University. She also completed an American Society of Dermatologic Surgery-Cosmetic Dermatologic Surgery fellowship in Miami, Florida and is now an Assistant Professor of Dermatology at NYU with a special focus on lasers and other energy-based devices. She is passionate about medical education, mentorship, global health, and innovation.



AMGEN

# Fighting the World's Toughest Diseases

## **OUR MISSION: TO SERVE PATIENTS**

Amgen is committed to unlocking the potential of biology for patients suffering from serious illnesses by discovering, developing, manufacturing and delivering innovative human therapeutics. For more information, visit [Amgen.com](http://Amgen.com).



# GENERAL INFORMATION



## Symposium Objectives

- To provide a forum for presentation of new concepts, ideas, techniques, and research in functional and aesthetic reconstructive oculofacial plastic surgery
- To discuss current practice management techniques and coding methods, access to care, safety, and professionalism in oculoplastic surgery
- To illustrate new advancements in medical and surgical management of orbital and eyelid tumors and inflammations
- To provide an update on the advancing field of oculoplastic surgery
- To allow ample time for discussion with experts of oculofacial and reconstructive surgery in a collegial atmosphere

## Meeting Evaluation/CME Certificate

A link to an evaluation will be provided to attendees after the meeting via email. You will have an opportunity to download a CME certificate once you have completed the evaluation. Your feedback is carefully considered when planning future meetings. Thank you for helping ASOPRS improve our Spring Scientific Symposium.

## Education Disclaimer

Registrants for this symposium understand that medical and scientific knowledge is constantly evolving and that the views and techniques of the instructors are their own and may reflect innovations and opinions not universally shared. The views and techniques of the instructors are not necessarily those of ASOPRS but are presented in this forum to advance scientific and medical education. ASOPRS disclaims any and all liability arising out the information presented in this meeting. Registrants also understand that operating rooms and health care facilities present inherent dangers and as such they shall confirm to all proper medical practices and procedures for the treatment of patients for whom no medical history is available.

## Industry Disclaimer

Industry promotional opportunities, including but not limited to tradeshow and product theaters, are provided for informational purposes. ASOPRS does not undertake to verify the claims of, or assess the products or services offered by, any company presenting during ASOPRS' meetings, nor does ASOPRS' receipt of a fee from, and provision of space to, such companies constitute an endorsement or recommendation by ASOPRS. Attendees must make their own independent judgments as to the advisability of entering into a business transaction.



# GENERAL INFORMATION



## [Photography and Social Media Policy](#)

ASOPRS' policy for the use of photography and social media at the Scientific Symposium is intended to strike a balance between the needs of scientists, physicians and other health care professionals, patients and advocates for the latest oculofacial plastic surgery information and the needs of presenters to protect their proprietary content from unauthorized use.

- Non-flash photography is allowed for personal, social, or noncommercial use.
- Respect presenters who state they do not want their slides and/or content shared on social media.
- Attendees taking photos must do so in a non-disruptive manner so as not to disturb the presenter and other attendees.
- Slides with patient faces or other identifiable information cannot be shared on social media due to HIPAA regulations.
- Video recording, live audio and/or video streaming is strictly prohibited.
- Failure to comply with this policy may result in being removed from the session and/or meeting.

## [Code of Conduct: Anti-Harrassment Policy](#)

## [ASOPRS Accredited Continuing Education Policy and Procedure](#)



# Beyond the Blade:

# THYROID EYE DISEASE

## Management for Oculoplastic Surgeons

**FRIDAY, MAY 17, 2024**

Sea Island Resort: The Cloister | Mizner Ballroom I

**1:00 – 2:00 PM Lunch & CME Symposium**



**Sara Tullis Wester, MD, FACS**

Bascom Palmer Eye Institute  
Miller School of Medicine  
Miami, FL



**Wendy W. Lee, MD**

Bascom Palmer Eye Institute  
Miller School of Medicine  
Miami, FL



**Gary J. Lelli, Jr., MD**

Weill Cornell Medicine  
New York, NY

### AGENDA

- 1:00 PM Introduction**  
*Sara Tullis Wester, MD, FACS*
- 1:05 PM Does the Patient Have TED? Importance of Diagnosis**  
*Wendy W. Lee, MD*
- 1:20 PM Oculoplastic Surgeon's Approach to Treating TED**  
*Gary J. Lelli, Jr., MD*
- 1:35 PM Case Presentation and Discussion: Diagnosing, Treating, and Managing TED**  
*Moderated by Sara Tullis Wester, MD, FACS*
- 1:50 PM Posttest and Question & Answer**
- 2:00 PM Conclusion**



**REGISTER: [tinyurl.com/5yvn7e94](https://tinyurl.com/5yvn7e94)**

5-6 pm Registration Cloister Foyer

**SOCIAL EVENT**

7-9 pm  ASOPRS Welcome Reception Rainbow Island

The traditional “kick off” to the meeting, and first opportunity to reconnect with friends and colleagues. **A Welcome Reception ticket is included in the price of registration for ASOPRS Members and Candidate Members;** we invite you to purchase additional tickets for guests.

Roundtrip shuttle service is provided. Shuttle departs every 20 minutes starting at 6:15 pm from the Main Check-in/Lobby Entrance. Recommended dress is casual.

Guest tickets: \$125 (ages 18+)  
Complimentary (ages 17 and under)

Reception Ticket Includes: One drink ticket for adults and hearty reception fare (suffices as a meal).



6:45 – 8 am

**Breakfast with Exhibitors (non-CME)** *Mizner Ballroom II*

6:45 am–12 pm

**Registration** *Cloister Foyer*

### **YASOPRS CASES AND PRESENTATIONS** *Cloister Ballroom*

*Moderators: Mark Prendes and John D. Ng*

7:30–7:31 am

**Introduction by Moderators**

7:31–7:35 am

**Ocular Globe Position in Facial Nerve Palsy**

Irene Lee<sup>1</sup>, Nishita Sheth<sup>2</sup>, Sandra Stinnett<sup>3</sup>, Julie Woodward<sup>1</sup>, Richard Allen<sup>4</sup>, Christopher Dermarkarian<sup>1</sup>

<sup>1</sup>Ophthalmology, Duke Eye Center, Durham, North Carolina, United States, <sup>2</sup>University of North Carolina School of Medicine, Chapel Hill, North Carolina, United States, <sup>3</sup>Durham, United States, <sup>4</sup>Texas Oculoplastics Consultants, Austin, Texas, United States

7:35–7:39 am

**Periocular Cicatrizing Infectious Disease: A Case of Eyelid Cutaneous Leishmaniasis**

Kathryn Winkler<sup>1,2</sup>, Run Kuang<sup>3</sup>

<sup>1</sup>Chicagoland Oculoplastics Consultants, PLLC, Des Plaines, Illinois, United States, <sup>2</sup>Ophthalmology, Rush University, Chicago, Illinois, United States, <sup>3</sup>Medical School, Rosalind Franklin University Chicago Medical School, North Chicago, Illinois, United States

7:39–7:43 am

**Effect of Prior Botulinum Toxin A Treatment on Persistence and Recurrence of Hemifacial Spasm following Microvascular Decompression Surgery**

Sruti Akella<sup>1</sup>, Alyson Kishi<sup>2</sup>, Aaron Warning<sup>1</sup>, Guilherme Finger<sup>3</sup>, Daniel Prevedello<sup>3</sup>

<sup>1</sup>Ophthalmology & Visual Sciences, The Ohio State University Wexner Medical Center, Columbus, Ohio, United States, <sup>2</sup>The Ohio State University College of Medicine, Columbus, Ohio, United States, <sup>3</sup>Department of Neurological Surgery, The Ohio State University Wexner Medical Center, Columbus, Ohio, United States

7:43–7:47 am

**Small-Incision Lamellar Recession for Eyelash Ptosis**

Liane Dallalzadeh, Frank Mei, Maria Morrow, Phillip Tenzel

Division of Oculoplastics and Orbital Surgery, Department of Ophthalmology, University of Texas Southwestern Medical Center, Dallas, Texas, United States

7:47-7:51 am

### **Beyond the Lid: A Case of Bupivacaine-Induced Local Anesthetic Systemic Toxicity with Blepharoplasty**

Kendall Goodyear, Bruce B. Becker

*Division of Orbital and Ophthalmic Plastic Surgery, Stein Eye Institute at the University of California, Los Angeles, Los Angeles, California, United States*

7:51-8 am

### **Questions & Discussion**

8 – 9:45 am

## **GENERAL SESSION** *Cloister Ballroom*

8-8:03 am

### **Welcome**

Kenneth E. Morgenstern, MD, FACS, FAACS, President

Nick R. Mahoney, MD, Spring Scientific Symposium Director

## **EYELID ABSTRACTS & SKILLS TRANSFER**

*Moderators: Jill A. Foster and David B. Samimi*

8:03-8:04 am

### **Introduction by Moderators**

8:04-8:08 am

### **Sutureless Mullerectomy without Special Equipment**

Narmien Murdock<sup>1</sup>, Karine Shebaclou<sup>2</sup>, Leo Hall<sup>3</sup>, Jacqueline Carrasco<sup>2</sup>

*<sup>1</sup>Department of Ophthalmology, Georgetown University Hospital and Medstar Washington Hospital Center, Washington, District of Columbia, United States, <sup>2</sup>Department of Oculoplastic and Orbital Surgery, Wills Eye Hospital and Jefferson University Hospital, Philadelphia, Pennsylvania, United States, <sup>3</sup>Department of Ophthalmology, Wills Eye Hospital and Jefferson University Hospital, Philadelphia, Pennsylvania, United States*

8:08-8:12 am

### **Sutureless Mullerectomy Technique Video & Discussion**

Jacqueline R. Carrasco

8:12-8:16 am

### **Frontalis Muscle Flap Eyelid Reanimation Technique in Adults with Severe Ptosis or Apraxia of Eyelid Opening**

Alon Kahana<sup>1,2</sup>, Jane Spadaro<sup>1,3</sup>, Nikita Patel<sup>4</sup>

*<sup>1</sup>Kahana Oculoplastic and Orbital Surgery, Livonia, Michigan, United States, <sup>2</sup>Ophthalmology, Oakland University William Beaumont School of Medicine, Royal Oak, Michigan, United States, <sup>3</sup>Ophthalmology, William Beaumont Hospital, Royal Oak, Michigan, United States, <sup>4</sup>Oakland University William Beaumont School of Medicine, Rochester, Michigan, United States*

8:16-8:20 am **Frontalis Muscle Flap Technique Video & Discussion**  
Alon Kahana

8:20-8:26 am **Questions and Discussion**

8:26-8:30 am **Use of the TT Clamp for Lower Eyelid Surgery**  
Shannath Merbs<sup>1</sup>, Jacinta Feksi<sup>2</sup>, Jerusha Weaver<sup>3</sup>, Emily Gower<sup>4</sup>, Harran Mkocho<sup>5</sup>  
*<sup>1</sup>Ophthalmology and Visual Sciences, University of Maryland, Baltimore, Maryland, United States, <sup>2</sup>Benjamin Mkapa Hospital, Dodoma, Tanzania, United Republic of, <sup>3</sup>University of North Carolina, Chapel Hill, North Carolina, United States, <sup>4</sup>Department of Epidemiology, University of North Carolina, Chapel Hill, North Carolina, United States, <sup>5</sup>Kongwa Trachoma Project, Kongwa, Tanzania, United Republic of*

8:30-8:34 am **TT Clamp Technique Video & Discussion**  
Shannath L. Merbs

8:34-8:38 am **Long-Term Outcomes of Lateral Tarsconjunctival Onlay Flap for Lower Eyelid Suspension in Patients with Paralytic Lagophthalmos: A 15-year Experience**  
Teresa Chen<sup>1</sup>, Michael Han<sup>1</sup>, Patsuda Thariya<sup>2</sup>, Brian Lung-Chi Lee<sup>3</sup>, Jenny Wang<sup>1</sup>, Jeremiah Tao<sup>1</sup>  
*<sup>1</sup>Division of Orbital and Ophthalmic Plastic Surgery, Gavin Herbert Eye Institute, Irvine, California, United States, <sup>2</sup>Division of Orbital and Ophthalmic Plastic Surgery, Khon Kaen University, Khon Kaen, Thailand, <sup>3</sup>Department of Ophthalmology, Tri-Service General Hospital, Taipei, Taiwan (Greater China)*

8:38-8:42 am **Tarsconjunctival Onlay Flap Technique Video & Discussion**  
Seanna Grob

8:42-8:50 am **Questions and Discussion**

### PRACTICE MANAGEMENT ABSTRACTS AND TALKS

Moderators: Hui Bae Harold Lee and Emily Li

8:50-8:51 am

#### Introduction by Moderators

8:51-8:57 am

#### What are Artificial Intelligence-Driven Large Language Models Saying about Oculofacial Surgery? Implications for Scope of Practice

Erin Shriver, Chau Pham, Keith Carter, Rupin Parikh

*Department of Ophthalmology and Visual Sciences, University of Iowa, Iowa City, Iowa, United States*

8:57-9:03 am

#### Trends in Presenters at ASOPRS Fall Meetings from 2017-2023

Lauren D. Mileo<sup>1,2</sup>, Evan H. Black<sup>3,2,4</sup>, Dianne M. Schlachter<sup>1,2,4</sup>

*<sup>1</sup>Oculoplastics, Consultants in Ophthalmic and Facial Plastic Surgery, P.C., Southfield, Michigan, United States, <sup>2</sup>Ophthalmology, Oakland University William Beaumont School of Medicine, Rochester, Michigan, United States, <sup>3</sup>Southfield, Michigan, United States, <sup>4</sup>Ophthalmology, Kresge Eye Institute, Detroit, Michigan, United States*

9:03-9:09 am

#### Residency Performance of Students Matching into ASOPRS Fellowships

Andrea Tooley<sup>1</sup>, Gary Lelli<sup>2</sup>, Kyle Godfrey<sup>2</sup>, Ann Tran<sup>2</sup>, Andrew Harrison<sup>2</sup>, Jeremiah Tao<sup>2</sup>, Andrew Barkmeier<sup>1</sup>

*<sup>1</sup>Rochester, Minnesota, United States, <sup>2</sup>New York, New York, United States*

9:09-9:17 am

#### Questions and Discussion

9:17-9:27 am

#### Physician Extenders in Oculofacial Surgery

Julian D. Perry

9:27-9:37 am

#### Private Equity in Ophthalmology

Gary J. Lelli

9:37-9:45 am

#### Questions and Discussion

9:45-10:15 am

#### Break with Exhibitors (non-CME) Mizner Ballroom II



10:15 am–12:03 pm

**GENERAL SESSION** *Cloister Ballroom*

### AESTHETIC SURGERY TECHNIQUES & EXPERT DISCUSSION

*Moderators: Cat N. Burkat and John J. Martin*

10:15–10:16 am

#### **Introduction by Moderators**

10:16–10:22 am

#### **Lower Eyelid Fat Transposition**

Catherine J. Hwang

10:22–10:28 am

#### **Lower Face Lifting Techniques**

Jonathan Hoenig

10:28–10:34 am

#### **Fixation Techniques in Endoscopic Brow Lifting**

Evan H. Black

10:34–10:37 am

#### **Fixation Techniques in Endoscopic Brow Lifting**

Bobby S. Korn

10:37–10:42 am

#### **Questions and Discussion**

10:42–10:48 am

#### **Mid-Face Lift Dissection**

Julie A. Woodward

10:48–10:54 am

#### **Upper Eyelid Fat Transfer to A-Frame**

Julie A. Woodward

10:54–11 am

#### **Questions and Discussion**

### FEATURED SPEAKER: LISA AKINTILO, MD, MPH

Moderator: Gary J. Lelli

11-11:01 am

#### Introduction of Dr. Akintilo

Gary J. Lelli

11:01-11:21 am

#### Pan-Facial Rejuvenation with Lasers and Energy-Based Devices

Lisa Akintilo, MD, MPH

11:21-11:29 am

#### Questions and Discussion

### AESTHETIC ABSTRACTS

Moderators: Evan H. Black and Anne Barmettler

11:29-11:30 am

#### Introduction by Moderators

11:30-11:35 am

#### Exosomes for Skin Rejuvenation

John J. Martin

11:35-11:40 am

#### The Temporal Subcutaneous Browlift with Orbicularis Suspension

Karen Brown<sup>1</sup>, Makayla McCoskey<sup>1</sup>, Tanuj Nakra<sup>1,2</sup>

<sup>1</sup>TOC Eye and Face, Austin, Texas, United States, <sup>2</sup>Department of Ophthalmology, Dell Medical School, The University of Texas at Austin, Austin, Texas, United States

11:40-11:45 am

#### Is it Necessary and Sufficient to Release the Conjoint Tendon During Eyebrow Lifting? Part I Literature Review

Carl Rebhun<sup>1,2</sup>, Samantha Madala<sup>1</sup>, Michael Burnstine<sup>1,2</sup>

<sup>1</sup>Ophthalmology, USC Roski Eye Institute, Keck School of Medicine, Los Angeles, California, United States, <sup>2</sup>Eyesthetica, Los Angeles, California, United States

11:45-11:50 am

#### Evaluating Hyaluronidase Amounts Required to Dissolve Twenty-One Hyaluronic Acid Fillers using a Single Dose

Sandy Zhang-Nunes<sup>1</sup>, Rasika Sudharshan<sup>2</sup>, Shreya Gupta<sup>3</sup>, Alena Shen<sup>2</sup>, Julie Woodward<sup>4</sup>, Wendy Lee<sup>5</sup>, Femida Kherani<sup>6</sup>, Foster Jill<sup>7</sup>

<sup>1</sup>USC Roski Eye Institute, USC Keck School of Medicine, Los Angeles, California, United States, <sup>2</sup>USC Keck School of Medicine, Los Angeles, California, United States, <sup>3</sup>Keck School of Medicine, Los Angeles, California, United States, <sup>4</sup>Department of Ophthalmology, Duke University, Durham, North Carolina, United States, <sup>5</sup>Bascom Palmer, Miami, Florida, United States, <sup>6</sup>Ophthalmology, University of Calgary, Univ of British Columbia, Vancouver, British Columbia, Canada, <sup>7</sup>Plastic Surgery Ohio, Consultants and Surgeons of Ohio, Columbus, Ohio, United States



11:50-11:55 am

### The Role of Refunds in Managing the Unsatisfied Aesthetic Surgical Patient

David Samimi<sup>1,2</sup>, Charlene Tran<sup>3</sup>, Carl Rebhun<sup>2,3</sup>

<sup>1</sup>Roski Eye Institute, University of Southern California, Los Angeles, California, United States, <sup>2</sup>Eyesthetica, Los Angeles, California, United States, <sup>3</sup>Roski Eye Institute, University of Southern California, Los Angeles, California, United States

11:55 am-12:03 pm

### Questions and Discussion

12:03 pm

### General Session Adjourns

12:03-1 pm



**ASOPRS**  
Business Meeting **Non-CME** Cloister Ballroom

All members are encouraged to attend.

Industry promotional opportunities, including product theaters, are provided for informational purposes. ASOPRS does not undertake to verify the claims of, or assess the products or services offered by, any company presenting during ASOPRS' meetings, nor does ASOPRS' receipt of a fee from, and provision of space to, such companies constitute an endorsement or recommendation by ASOPRS. Attendees must make their own independent judgments as to the advisability of entering into a business transaction.

1-2 pm

**PRODUCT THEATER (CME offered by Vindico)** Mizner Ballroom I  
**Beyond the Blade: Thyroid Eye Disease Management for Oculoplastic Surgeons**  
Presented by Vindico

## EVENING SOCIAL EVENT

5-6 pm

**YASOPRS, Women in ASOPRS and SASOPRS Reception** Mizner Courtyard  
Members of all special interest groups are invited to attend.



6:45–8 am

**Breakfast with Exhibitors (non-CME)** *Mizner Ballroom II*

7 am–12 pm

**Registration** *Cloister Foyer*

### YASOPRS CASES AND PRESENTATIONS

*Moderators: Vinay K. Aakalu and Liza M. Cohen*

7:30–7:31 am

**Introduction by Moderators**

7:31–7:35 am

**NXP-2 Antibody Positive Dermatomyositis Presenting as a Unilateral Heliotrope Rash**

Shazia Dharssi, Ashley Campbell

*Ophthalmology, Wilmer Eye Institute, Johns Hopkins University School of Medicine, Baltimore, Maryland, United States*

7:35–7:39 am

**A Rare Case of Chronic Fungal Orbital Infection in the Setting of Undiagnosed CARD9 Deficiency**

Caroline Yu<sup>1</sup>, Elizabeth Bradley<sup>1</sup>, Christopher Chambers<sup>2</sup>

*<sup>1</sup>Department of Ophthalmology, Mayo Clinic, Rochester, Minnesota, United States, <sup>2</sup>University of Washington Department of Ophthalmology, Seattle, Washington, United States*

7:39–7:43 am

**Sino-Cranio-Orbital Aspergilloma Treated with Oral Voriconazole**

Kenneth Chang<sup>1</sup>, Ryan Mason<sup>2</sup>, Elan Hahn<sup>2</sup>, Navdeep Nijhawan<sup>2</sup>, Georges Nassrallah<sup>1</sup>

*<sup>1</sup>University of Toronto, Toronto, Ontario, Canada, <sup>2</sup>Toronto, Ontario, Canada*

7:43–7:47 am

**Atypical Disseminated Mycobacterium Infection with Multineural and Cutaneous Involvement in a Lupus Patient**

Sri Meghana Konda<sup>1</sup>, Irene Lee<sup>1</sup>, Nishita Sheth<sup>2</sup>, Christopher Dermarkarian<sup>1</sup>, Julie Woodward<sup>1</sup>

*<sup>1</sup>Department of Ophthalmology, Duke Eye Center, Duke University Hospital, Durham, North Carolina, United States, <sup>2</sup>University of North Carolina School of Medicine, Chapel Hill, North Carolina, United States*

7:47–7:51 am

**Analysis of an Integrated Surgical Knowledge and Suture Skills Curriculum for Ophthalmology Interns**

Chau Pham, Erin M. Shriver, Rupin Parikh

*Ophthalmology and Visual Sciences, University of Iowa, Iowa City, Iowa, United States*

7:51–8 am

**Questions and Discussion**

8–10:20 am

### GENERAL SESSION *Cloister Ballroom*

8–8:01 am

#### Welcome

Nick R. Mahoney, Spring Scientific Symposium Director

### ORBIT ABSTRACTS AND TALKS

*Moderators: Robert A. Goldberg and Dianne M. Schlachter*

8:01–8:02 am

#### Introduction by Moderators

8:02–8:10 am

#### Oculofacial Surgery Experiences in Ukraine

Raymond I. Cho

8:10–8:18 am

#### Global Opportunities Committee Experiences

Sara Tullis Wester

8:18–8:23 am

#### Questions and Discussion

8:23–8:29 am

#### Validation of Novel Open-Source 3D-Printed Hertel and Naugle Exophthalmometers

Karim G. Punja<sup>1,2</sup>, Wasim Shayyan<sup>3</sup>, Mason Kraushar<sup>4</sup>, Carson Schell<sup>1</sup>, Michael Mak<sup>5</sup>, David Plemel<sup>6</sup>, Michael Kryshchalskyj<sup>1</sup>

<sup>1</sup>*Surgery, University of Calgary, Calgary, Alberta, Canada,* <sup>2</sup>*Orbit Eye Center, Calgary, Alberta, Canada,* <sup>3</sup>*Medicine, University of Saskatchewan, Saskatoon, Saskatchewan, Canada,* <sup>4</sup>*Engineering, University of Saskatchewan, Saskatoon, Saskatchewan, Canada,* <sup>5</sup>*Ophthalmology & Visual Sciences, McGill University, Montreal, Quebec, Canada,* <sup>6</sup>*Ophthalmology, University of Western Ontario Ivey Eye Institute, London, Ontario, Canada*

8:29–8:35 am

#### Orbital Socket Reconstruction using Muscle Free-Flap with or without an Overlying Dermis Fat Graft in Cases of Eyelid and Conjunctival Sparing Exenterations

Kevin Heinze<sup>1</sup>, Chad Purnell<sup>2</sup>, Lee Alkureishi<sup>2</sup>, Pete Setabutr<sup>1</sup>, Ann Q Tran<sup>1</sup>

<sup>1</sup>*Department of Ophthalmology, University of Illinois Chicago, Chicago, Illinois, United States,* <sup>2</sup>*Department of Plastic Surgery, University of Illinois Chicago, Chicago, Illinois, United States*

8:35–8:41 am

#### Orbital Necrotizing Fasciitis Treated with a Temporary Indwelling Retrobulbar Catheter

Sruti Akella, Emily Xu

*Ophthalmology & Visual Sciences, The Ohio State University Wexner Medical Center, Columbus, Ohio, United States*

8:41–8:47 am

#### Questions and Discussion

### ASOPRS FOUNDATION RALPH E. WESLEY LECTURE: NEIL R. MILLER, MD, FACS

*Moderator: Shannath L. Merbs*

8:47-8:49 am **Ralph E. Wesley Lecture Introduction**

John B. Holds

8:49-8:51 am **Dedication**

John B. Holds

8:51-8:54 am **Introduction of Neil R. Miller, MD, FACS**

Shannath L. Merbs

8:54-9:09 am **But Everything Went Great!**

Neil R. Miller, MD, FACS

9:09-9:17 am **Questions and Discussion**

### ORBITAL SURGERY ABSTRACTS, TECHNIQUES AND EXPERT DISCUSSION

*Moderators: Ronald Mancini and Christine C. Nelson*

9:17-9:18 am **Introduction by Moderators**

9:18-9:24 am **Bilateral Same-Day Optic Nerve Sheath Fenestration for Vision Threatening Papilledema**

Andrea Tooley

*Rochester, Minnesota, United States*

9:24-9:30 am **Optic Nerve Sheath Fenestration Technique: Transconjunctival Approach**

Steven M. Couch

9:30-9:39 am **Questions and Discussion**

9:39-9:45 am **Corneal Neurotonization: Infraorbital Dissection and Co-aptation**

Ilya M. Leyngold

9:45-9:51 am **Corneal Neurotonization: Supraorbital Dissection and Co-aptation**

Andrea L. Kossler

9:51-10 am **Questions and Discussion**

10-10:06 am **Transorbital Embolization of Carotid-Cavernous Fistulae**

Lucy Mudie, Michael Yen

*Department of Ophthalmology, Baylor College of Medicine, Houston, Texas, United States*

10:06-10:12 am **Carotid-Cavernous Fistula Cannulization Technique Video & Tips**

Neil R. Miller, MD, FACS

10:12-10:20 am **Questions and Discussion**

10:20-10:50 am **Break with Exhibitors (non-CME)** *Mizner Ballroom II*

10:50-11:50 am **GENERAL SESSION** *Cloister Ballroom*

### THYROID EYE DISEASE ABSTRACTS & UPDATES

*Moderators: Brian Willoughby and Jiawei Jenny Zhao*

10:50-10:51 am **Introduction by Moderators**

10:51-10:57 am **Nasolacrimal Duct Obstruction following Radioactive Iodine: New Screening Recommendations**

Natalie Homer<sup>1</sup>, Kaniksha Desai<sup>2</sup>

*<sup>1</sup>Ophthalmology, Stanford Medical Center, Palo Alto, California, United States, <sup>2</sup>Department of Endocrinology, Gerontology, & Metabolism, Stanford Medical Center, Palo Alto, California, United States*

10:57-11:03am

### **Regression and Retreatment of Thyroid Eye Disease with Teprotumumab**

Daniel Rootman<sup>1</sup>, Ashley Shirriff<sup>1</sup>, Marissa Shoji<sup>2</sup>, Adam Neuhouser<sup>3</sup>, Caden Hullin<sup>4</sup>, Michael Tze-Chien Yen<sup>5</sup>, Jennifer Murdock<sup>6</sup>, Andrew Harrison<sup>3</sup>, Gary Lelli<sup>7</sup>, Don Kikkawa<sup>2</sup>

<sup>1</sup>Stein Eye Institute, University of California, Los Angeles, Los Angeles, California, United States, <sup>2</sup>Shiley Eye Institute, University of California, San Diego, San Diego, California, United States, <sup>3</sup>University of Minnesota, Minneapolis, Minnesota, United States, <sup>4</sup>South Florida Eye Health, Aventura, Florida, United States, <sup>5</sup>Department of Ophthalmology, Baylor College of Medicine, Houston, Texas, United States, <sup>6</sup>South Florida Eye Health, Aventura, California, United States, <sup>7</sup>Department of Ophthalmology, Weill Cornell Medical College, New York, New York, United States

11:03-11:15 am

### **Thyroid Eye Disease Studies Update**

Fatemeh Rajaii

11:15-11:25 am

### **Questions and Discussion**

## **FEATURED SPEAKER: NEIL R. MILLER, MD, FACS**

*Moderator: Ashley Campbell*

11:25-11:26 am

### **Introduction by Moderator**

11:26-11:41 am

### **The Molecular Genetics of Optic Pathway Gliomas: Impact on Treatment**

Neil R. Miller, MD, FACS

11:41-11:50 am

### **Questions and Discussion**

11:50 am

### **General Session Adjourns**

11:50 am–12 pm



### ASOPRS Awards Session **Non-CME** *Cloister Ballroom*

Anne Barmettler, Awards Committee Chair

**ASOPRS Outstanding Contribution Award** – Cat N. Burkat and Stuart R. Seiff

**Orkan G. Stasior Leadership Award** – Edward J. Wladis

**Richard K. Dortzbach Teaching Award** – Don O. Kikkawa

**James A. Katowitz Pediatric Award** – Ramon Medel

### AFTERNOON ACTIVITY

Please note: This activity may be full. Please check with Registration for further information.

12:20 pm

#### **ASOPRS Golf Tournament** *Seaside Golf Course*

Sea Island's most dramatic layout, Seaside is routinely ranked among the top 100 courses in the United States. Beautifully manicured fairways and greens, sweeping dunes mixed with native grasses, wildflowers, and bunkers. And a wind that creates a different golf experience daily. Seaside is an ocean-side links course that combines a beautiful natural setting with a golf course that is both challenging and fun. It's tough to have a bad day on a course like this.

Golf Tournament Package: \$392, includes forecaddie, greens fees, golf cart, and transportation to and from the course.



**SOCIAL EVENT**

6:30–9:30 pm

 ASOPRS Annual Banquet & New Member Inductions

*Ocean Room Patio and Courtyard (located in the Beach Club, across from the Cloister Main Building)*

The traditional closing event of the meeting will feature feature dinner, dancing and our new member inductions. Join us in welcoming our newest members into the Society! Recommended dress is casual.

**The Banquet is included in the price of registration for Members and Candidate Members;** we invite you to purchase additional tickets for family and friends.

- Guest tickets: \$165 (ages 18+)
- \$50 (ages 4-17)
- Complimentary (ages 3 and under)

Banquet Ticket Includes: One drink ticket for adults and buffet dinner.





6:45–8 am

**Breakfast with Exhibitors (non-CME)** *Mizner Ballroom II*

6:45–10 am

**Registration** *Cloister Foyer*

### YASOPRS CASES AND PRESENTATIONS

*Moderators: Jacqueline R. Carrasco and Ana Carolina Victoria*

7:30–7:31 am

**Introduction by Moderators**

7:31–7:35 am

**Treatment of Idiopathic Hemolacria with Tranexamic Acid Eyedrops: A Case Series**

Suzanne van Landingham<sup>1</sup>, Ryan Laroche<sup>1</sup>, Elaine Downie<sup>2</sup>, Cat Burkat<sup>1</sup>, Mark Lucarelli<sup>1</sup>

<sup>1</sup>Ophthalmology and Visual Sciences, University of Wisconsin–Madison, Madison, Wisconsin, United States, <sup>2</sup>Ophthalmology, University of Michigan, Ann Arbor, Michigan, United States

7:35–7:39 am

**Radiographic Characterization of Orbital and Skull Base Cavernous Venous Malformations using Arterial Spin-Labeled Perfusion MRI**

Natalie Homer<sup>1</sup>, Nancy Fischbein<sup>2</sup>

<sup>1</sup>Ophthalmology, Stanford Medical Center, Palo Alto, California, United States, <sup>2</sup>Radiology, Stanford Medical Center, Palo Alto, California, United States

7:39–7:43 am

**A Novel Approach in the Correction of Refractory Cicatricial Lower Eyelid Retraction: Introducing the Ultra-Thick Umbilical Cord Allograft**

Karine Shebacló<sup>1</sup>, Leo Hall<sup>2</sup>, Jacqueline Carrasco<sup>1</sup>, Mary Stefanyszyn<sup>1</sup>

<sup>1</sup>Department of Oculoplastic and Orbital Surgery, Wills Eye Hospital and Jefferson University Hospital, Philadelphia, Pennsylvania, United States, <sup>2</sup>Department of Ophthalmology, Wills Eye Hospital and Jefferson University Hospital, Philadelphia, Pennsylvania, United States

7:43–7:47 am

**Chronic Lymphocytic Leukemia Infiltration of the Lacrimal Sac: Case Series and Review of the Literature**

Jessica Crawford<sup>1,2</sup>, Daniel Straka<sup>1</sup>, Kenneth Cahill<sup>1,2</sup>, Cameron Nabavi<sup>1,2</sup>, Jill Foster<sup>1,2</sup>

<sup>1</sup>Ophthalmology, Ophthalmic Surgeons and Consultants of Ohio, Columbus, Ohio, United States, <sup>2</sup>Ophthalmology, The Ohio State University, Columbus, Ohio, United States

7:47-7:51 am

### **Orbital Myositis in the Setting of Drug-Induced Lupus with Factor Xa Inhibitor**

Karen Brown<sup>1</sup>, Monica Ray<sup>1</sup>, Makayla McCoskey<sup>1</sup>, Richard Allen<sup>1,2</sup>

<sup>1</sup>TOC Eye and Face, Austin, Texas, United States, <sup>2</sup>Department of Ophthalmology, Dell Medical School, The University of Texas at Austin, Austin, Texas, United States

7:51-8 am

### **Questions and Discussion**

8-9:30 am

## **GENERAL SESSION** *Cloister Ballroom*

8-8:01 am

### **Welcome**

Nick R. Mahoney, Spring Scientific Symposium Director

## **ONCOLOGY ABSTRACTS**

*Moderators: Sanja G. Cypen and Susan M. Tucker*

8:01-8:02 am

### **Introduction by Moderators**

8:02-8:08 am

### **Immune Checkpoint Inhibitor Therapy for Periocular Squamous Cell Carcinoma with Perineural Spread to the Orbit and Skull Base**

Tracy Lu<sup>1</sup>, Janet Fan<sup>1</sup>, Hila Goldberg<sup>1</sup>, Lorena Bolanos<sup>1</sup>, Sharia Hernandez<sup>1</sup>, Luana Sousa<sup>1</sup>, Neal Akhave<sup>1</sup>, Renata Ferrarotto<sup>2</sup>, Bitá Esmali<sup>1</sup>

<sup>1</sup>MD Anderson, Houston, Texas, United States, <sup>2</sup>Head and Neck Oncology, MD Anderson, Houston, Texas, United States

8:08-8:14 am

### **High Success Rates of Large Interpolated Mycutaneous Flaps without Secondary Posterior Mucosal Reconstruction for Very Large Full-Thickness Eyelid Mohs Defects: Do They Induce Conjunctiva-Like Regeneration?**

Matthew Vicinanza<sup>1,2</sup>, John Paul Lockett<sup>1,2</sup>

<sup>1</sup>Department of Ophthalmology and Visual Sciences, University of Alabama - Birmingham / Heersink School of Medicine, Birmingham, Alabama, United States, <sup>2</sup>Alabama Oculoplastic Associates, P.C., Birmingham, Alabama, United States

8:14–8:20 am

### **Cranial Neuropathies Arising from Perineural Spread of Squamous Cell Carcinoma: A Multi-Centered Series and Review of the Literature**

Kelsey Roelofs<sup>1</sup>, Persiana Saffari<sup>2</sup>, Natalie Homer<sup>3</sup>, Natalie Wolkow<sup>4</sup>, Andrea Tooley<sup>5</sup>, Robert Goldberg<sup>6</sup>, Daniel Rootman<sup>6</sup>, Jaime Badilla<sup>7</sup>, Daisy Liu<sup>8</sup>, Irene Kim<sup>9</sup>

<sup>1</sup>Division of Orbital and Ophthalmic Plastic Surgery, Jules Stein Eye Institute, University of California, Los Angeles, California, United States, <sup>2</sup>David Geffen School of Medicine, University of California, Los Angeles, California, United States, <sup>3</sup>Byers Eye Institute, Stanford University, Palo Alto, California, United States, <sup>4</sup>Ophthalmic Plastic Surgery Service, Department of Ophthalmology Massachusetts Eye and Ear, Harvard Medical School, Boston, Massachusetts, United States, <sup>5</sup>Department of Ophthalmology, Mayo Clinic, Rochester, Minnesota, United States, <sup>6</sup>Division of Orbital and Ophthalmic Plastic Surgery, Jules Stein Eye Institute, University of California, Los Angeles, California, United States, <sup>7</sup>Department of Ophthalmology and Visual Sciences, University of Alberta, Department of Ophthalmology and Visual Sciences, Edmonton, Alberta, Canada, <sup>8</sup>University of Alberta, Department of Ophthalmology and Visual Sciences, Edmonton, Alberta, Canada, <sup>9</sup>Department of Head and Neck Surgery, University of California, Los Angeles, California, United States

8:20–8:26 am

### **Clinical Characteristics and Outcomes of Concurrent Eyelid and Conjunctival Melanoma**

Caroline Yu<sup>1</sup>, Robert Churchill<sup>2</sup>, Lauren Dalvin<sup>1</sup>, Andrea Tooley<sup>1</sup>

<sup>1</sup>Department of Ophthalmology, Mayo Clinic, Rochester, Minnesota, United States, <sup>2</sup>Alix School of Medicine, Mayo Clinic, Rochester, Minnesota, United States

8:26–8:32 am

### **Repair of Sino–Orbital–Cutaneous Fistula with Combined Pericranial Flap and Paramedian Forehead Flap**

Raymond Cho

Department of Ophthalmology and Visual Sciences, The Ohio State University Wexner Medical Center, Columbus, Ohio, United States

8:32–8:45 am

### **Questions and Discussion**

## CHALLENGING CASE ABSTRACTS

Moderators: Raymond I. Cho and Matthew G. Vicinanzo

8:45–8:47 am

### **Introduction by Moderators**

8:47–8:53 am

### **Negative-Pressure Wound Therapy and Other Techniques in Reconstructing Large Defects from Periocular Necrotizing Fasciitis**

Karim G Punja<sup>1,2</sup>, Mina Mina<sup>3</sup>, Carson Schell<sup>1</sup>, Brett Byers<sup>1</sup>, Ryan Nugent<sup>1</sup>, Michael T Kryshtalskyj<sup>1</sup>

<sup>1</sup>Surgery, University of Calgary, Calgary, Alberta, Canada, <sup>2</sup>Orbit Eye Centre, Calgary, Alberta, Canada, <sup>3</sup>Medicine, University of Calgary, Calgary, Alberta, Canada

8:53-8:59 am

### **Combined Supraorbital Eyebrow Craniotomy and Enucleation to Achieve Maximal Resection of Prechiasmal Pilocytic Astrocytoma of the Optic Nerve**

Marielle Mahan<sup>1</sup>, Elliot Cherkas<sup>2</sup>, John D. Ng<sup>1</sup>

<sup>1</sup>Oculofacial Plastic and Reconstructive Surgery, Casey Eye Institute, Oregon Health & Science University, Portland, Oregon, United States,

<sup>2</sup>Ophthalmology, Casey Eye Institute, Oregon Health & Science University, Portland, Oregon, United States

8:59-9:05 am

### **Distinguishing Tumor from Bland Thrombus: A Case of Diffuse Large B-cell Lymphoma presenting as Bilateral Cavernous Sinus Thrombosis and Left Superior Ophthalmic Vein Thrombosis**

Lalita Gupta<sup>1</sup>, Flavius Raslau<sup>2</sup>, Peter Timoney<sup>1</sup>

<sup>1</sup>Department of Ophthalmology and Visual Sciences, University of Kentucky College of Medicine, Lexington, Kentucky, United States,

<sup>2</sup>Department of Radiology, University of Kentucky College of Medicine, Lexington, Kentucky, United States

9:05-9:11 am

### **Shortened Fornix Syndrome (SFS) after Posterior-Approach Ptosis Repair**

Marissa Shoji, Eman Al-Sharif, Catherine Liu, Bobby Korn, Don Kikkawa

Department of Oculofacial Plastic and Orbital Surgery, Shiley Eye Institute, San Diego, California, United States

9:11-9:17 am

### **Initial Results of Periocular Reconstruction Utilizing the Acellular Dermal Regeneration Matrix**

Liane Dallalzadeh<sup>1</sup>, Anne Bennett<sup>2</sup>, Ronald Mancini<sup>1</sup>, Kamel Itani<sup>1</sup>, James Thornton<sup>2</sup>

<sup>1</sup>Division of Oculoplastics and Orbital Surgery, Department of Ophthalmology, University of Texas Southwestern Medical Center, Dallas, Texas, United States, <sup>2</sup>Department of Plastic Surgery, University of Texas Southwestern Medical Center, Dallas, Texas, United States

9:17-9:30 am

### **Questions and Discussion**

9:30-10 am

### **Break with Exhibitors (non-CME) Mizner Ballroom II**

10-10:55 am

### **GENERAL SESSION Cloister Ballroom**

### **YASOPRS ASK SASOPRS: A MENTORSHIP PANEL**

Moderators: Van Ann Tran, Ashley Campbell, and John D. Ng

10-10:01 am

### **Introduction by Moderators**

10:01-10:07 am

### **Expanding Minimally Invasive Cosmetic Services**

John B. Holds



# PROGRAM

SUNDAY, MAY 19

- 10:07-10:13 am **Expanding Surgical Cosmetic Services**  
Jeffrey A. Nerad
- 10:13-10:25 am **Questions and Discussion**
- 10:25-10:37 am **Work-Life Balance**  
William P. Mack
- 10:37-10:43 am **Mindfulness Exercises**  
John D. Ng
- 10:43-10:55 am **Questions and Discussion**
- 10:55 am **General Session Adjourns**

10:55-10:57 am **ASOPRS Foundation YASOPRS Rising Star Award**

Presented by John B. Holds

- 10:57-11 am **Closing Remarks**  
Kenneth E. Morgenstern, MD, FACS, FAACS, President  
Nick R. Mahoney, MD, Spring Scientific Symposium Director

11 am **Meeting Adjourns**



# AWARDS



## ASOPRS Outstanding Contribution Award

This award is given to an individual or individuals who make a legendary single, or longstanding multiple contributions to ASOPRS.  
**The recipients of this year's ASOPRS Outstanding Contribution Award are Cat N. Burkat and Stuart R. Seiff for their work on the Wartime Trauma Webinars.**



**Cat N. Burkat**

Cat Burkat, MD FACS is a Professor in Ophthalmology and Co-Director of the University of Wisconsin-Madison Global Ophthalmology. She completed a dual ASOPRS and cosmetic facial fellowship directed by Dr. Lemke, and has written over 90 book chapters, is Editor for four oculofacial surgery textbooks, and directed over 80 skills courses/breakfast roundtables at annual AAO meetings. She served as Assistant & Program Chair for the 2020, 2021, and 2022 ASOPRS Annual Scientific Fall and Spring Symposia, and the AAO Oculofacial Subspecialty Day Program Chair. She is currently the ASOPRS Fellowship Education Director and a member of the AUPO Fellowship Compliance Committee.

She serves as Editor-in-Chief and former Oculoplastics Lead Editor of the AAO *EyeWiki* educational website and has received the AAO Senior Achievement Award and Secretariat Award. She is the World Ophthalmology Congress Liaison Chair representing ASOPRS in the International Council of Ophthalmology. She is Secretary and Podcast Chair for the Women Professors in Ophthalmology, and on organizing and mentoring committees in Women in Ophthalmology (WIO), AAO Minority Mentoring Program, and a Committee Chair for the ABO. She is also the Founding Director of two nonprofit organizations to support oculoplastics and ophthalmology surgical trips globally. She has served on the Scientific Program Committee for the inaugural World Society of Ophthalmic Plastic Reconstructive & Aesthetic Surgery (WSOPRAS) meeting in Dubai and Istanbul, and on the Program Committee for the 2023 and 2024 AAO Global Ophthalmology Summit. She received the 2022 University of Wisconsin Women of Color Award and the 2022 ASOPRS Service Award, the ASOPRS 2022 Outstanding Contribution Award, and ASOPRS 2022 Orkan G. Stasior Leadership Award for distinguished service in oculoplastic surgery, and recently inducted into the Alpha Omega Alpha National Medical Honor Society.

Special thanks to her family, ASOPRS, and Drs. Mazzoli and Seiff.



**Stuart R. Seiff**

BS: Stanford  
MD: University of California San Francisco  
Intern: San Francisco General Hospital, UCSF  
Residency: UCSF Ophthalmology  
Fellow: NeuroOphth and Orbit (ASOPRS), UCLA, Norman Shorr MD  
Fellow: Oculoplastics, Moorfields Eye Hospital, Richard Collin, MD, London Professor of Ophthalmology in Residence, UCSF, 1986-2005  
Chief of Ophthalmology San Francisco General Hospital, 1986-2008 Professor of Ophthalmology, Senate Emeritus, UCSF, 2005-current  
Consult 'and, Orbit, Oculofacial and Aesthetic Plastic Surgery, California Pacific Medical Center CEO, The Pacific Center for Oculofacial and Aesthetic Plastic Surgery, San Francisco and Foster City, CA Past President of the American Society of Ophthalmic Plastic and Reconstructive Surgery Advisor, ASOPRS Committee for Government Affairs



# AWARDS



## Orkan G. Stasior Leadership Award

This award is given to an individual who has demonstrated distinguished service in the field of ophthalmic plastic and reconstructive surgery through education, research, humanitarian activities and/or service to the Society. This award is presented in recognition of the leadership of ASOPRS charter member, Orkan G. Stasior, MD.

**The recipient of this year's Orkan G. Stasior Leadership Award is Edward J. Wladis.**



**Edward J. Wladis**

Edward "Ted" Wladis MD is professor and chair of the Lions Eye Institute, Department of Ophthalmology at Albany Medical College. He directs his department's ASOPRS-approved fellowship, serves as chair of the American Academy of Ophthalmology's (AAO's) ophthalmology technology assessment committee, and served as editor of ASOPRS' online knowledge center. Dr. Wladis was previously honored to receive the Research Award, Marvin Quickert Thesis Award, Bartley Frueh Award twice, and Merrill Rhee Pathophysiology Award from ASOPRS; the Achievement, Senior Achievement, and Secretariat Awards from the AAO; induction into the American Ophthalmological Society; and completion of the AAO's Leadership Development Program. He is engaged in clinical and basic science research. Dr. Wladis would like to thank his fellowship mentors, Drs. Roberta Gausas and Kenneth Morgenstern, for their exceptional contributions to his education and career development, and his partners in his practice, Drs. Dale Meyer and Michael Rothschild, for their guidance and friendship.

## Richard K. Dortzbach Teaching Award

The Dortzbach Teaching Award is given to an individual with significant contribution to the field of oculoplastics through outstanding teaching, academic, scientific, and scholarly achievement and for dedication throughout his or her profession.

**The recipient of this year's Richard K. Dortzbach Teaching Award is Don O. Kikkawa.**



**Don O. Kikkawa**

Don O. Kikkawa is the Trude Kahn Hollander Endowed Chair in Ophthalmology and Distinguished Professor at UC San Diego in La Jolla, California. He is also Vice Chair, Division Chief of Oculofacial Plastic and Reconstructive Surgery and Distinguished Professor of Plastic Surgery at UC San Diego. He is a former President of the ASOPRS, former Director for the American Board of Ophthalmology, former Trustee of the ASOPRS Foundation, and current member of the Ophthalmology RRC for the ACGME. He currently serves on the Editorial Boards of *Ophthalmology*, *Ophthalmic Plastic and Reconstructive Surgery*, and is an Associate Editor of *Translational Vision Science and Technology*.

He counts among his blessings his family and the many fellows and visiting scholars that he has mentored in his career. Having trained under Dr. Dortzbach, this award is particularly meaningful.




# AWARDS



## James A. Katowitz Pediatric Award

This award shall be given to an individual for longstanding contributions in pediatric oculo-facial plastic surgery.

**The recipient of this year's James A. Katowitz Pediatric Award is Ramon Medel.**



**Ramon Medel**

Dr. Ramon Medel received his ophthalmology degree from Universidad Autonoma de Barcelona (UAB), Spain, in 1995 and completed a fellowship in Ophthalmic Plastic Surgery at Moorfields eye Hospital in London, UK in 1996. Right after he was appointed consultant of the Ophthalmic Plastic and Orbital surgery department at Hospital Vall D'hebron and Instituto de Microcirugia Ocular (IMO) in Barcelona where he started both services and began a direct academic link with the Universidad Autonoma de Barcelona (UAB) in the ophthalmology residency and oculoplastic fellowship program over last 28 years.

He was president of the Spanish oculoplastic society (SECPOO) from 2007 to 2011, establishing vital changes to improve the academic level and recognition to the subspecialty in Spain. He's director of the ESASO Orbital, Lacrimal & Ophthalmic Plastic Surgery module at Lugano University. Currently he is the director of Medel Eye Hub, based in Malaga and Barcelona, where he keeps teaching to fellows and observers while taking care of patients from all over the world. He has published several articles and book chapters in the ocular oncology and ophthalmic plastic diseases field, and he is an invited lectured all over the world for subjects such as ptosis, orbital tumours, lachrymal and eyelid surgery, among many other subjects.





# POSTERS

Posters are available online before, during, and after the meeting. No CME is provided for viewing of posters.

**VIEW THE POSTERS**



**USERNAME:** The email you registered with

**PASSWORD:** asoprs2024

Or go to: <https://meetingfiles.com/event/asoprs>

## AESTHETIC

### **Anterior Lamella Shortening Following Upper Eyelid Fractionated CO<sub>2</sub> Laser Resurfacing**

Karen Brown<sup>1</sup>, Makayla McCoskey<sup>1</sup>, Alison Watson<sup>2</sup>, Natalie Homer<sup>3</sup>, Tanuj Nakra<sup>1,4</sup>

<sup>1</sup>TOC Eye and Face, Austin, Texas, United States, <sup>2</sup>Oculoplastic and Orbital Surgery, Wills Eye Hospital, Philadelphia, Pennsylvania, United States, <sup>3</sup>Byers Eye Institute, Stanford University, Palo Alto, California, United States, <sup>4</sup>Department of Ophthalmology, Dell Medical School, The University of Texas at Austin, Austin, Texas, United States

### **Hemifacial Spasm and Blepharospasm After Filler Injection**

Celestine Gregerson<sup>1</sup>, Cameron Yang<sup>1</sup>, Hersh Varma<sup>1,2</sup>, Raymond Cho<sup>1</sup>, Sruti Akella<sup>1</sup>

<sup>1</sup>Ophthalmology & Visual Sciences, The Ohio State University Wexner Medical Center, Columbus, Ohio, United States, <sup>2</sup>Ophthalmology, Nationwide Children's Hospital, Columbus, Ohio, United States

### **Hemostatic Net in Oculofacial Surgery: A Simple Technique to Minimize Ecchymosis, Hematoma and Seroma**

Karen Brown<sup>1</sup>, Makayla McCoskey<sup>1</sup>, Tanuj Nakra<sup>1,2</sup>

<sup>1</sup>TOC Eye and Face, Austin, Texas, United States, <sup>2</sup>Department of Ophthalmology, Dell Medical School, The University of Texas at Austin, Austin, Texas, United States

### **Labiomentoplasty during Genioplasty to Reduce the Labiomental Groove**

Karen Brown<sup>1</sup>, Makayla McCoskey<sup>2</sup>, Anish Abrol<sup>2</sup>, Tanuj Nakra<sup>2,3</sup>

<sup>1</sup>Austin, Texas, United States, <sup>2</sup>TOC Eye and Face, Austin, Texas, United States, <sup>3</sup>Department of Ophthalmology, Dell Medical School, The University of Texas at Austin, Austin, Texas, United States



# POSTERS

## EYELID DISORDERS

### **Adjunct Botulinum Toxin for Cicatricial Pemphigoid**

Liane Dallalzadeh<sup>1</sup>, Frank Mei<sup>1</sup>, Preston Choi<sup>1</sup>, Jennifer Cao<sup>2</sup>, Phillip Tenzel<sup>1</sup>, Ronald Mancini<sup>1</sup>

<sup>1</sup>Division of Oculoplastics and Orbital Surgery, Department of Ophthalmology, University of Texas Southwestern Medical Center, Dallas, Texas, United States,

<sup>2</sup>Division of Uveitis and Ocular Immunology, Department of Ophthalmology, University of Texas Southwestern Medical Center, Dallas, Texas, United States

### **Examining 5-Year Mortality Among Patients with Entropion**

John Nguyen<sup>1,2</sup>, Rahul Raiker<sup>3</sup>, Diane Wang<sup>1</sup>, Janice Hernandez<sup>4</sup>, Haig Pakhchanian<sup>5</sup>, Taylor Potter<sup>6</sup>

<sup>1</sup>Ophthalmology and Visual Sciences, West Virginia University, Morgantown, West Virginia, United States, <sup>2</sup>Otolaryngology, Head and Neck Cancer, West Virginia

University, Morgantown, West Virginia, United States, <sup>3</sup>Medical Education, West Virginia University, Morgantown, West Virginia, United States, <sup>4</sup>Ophthalmology,

George Washington University, Washington, District of Columbia, United States, <sup>5</sup>Medical Education, George Washington University, Washington, District of Columbia,

United States, <sup>6</sup>Medical Education, Meharry Medical College, Nashville, Tennessee, United States

### **Medication-Induced Lymphomatoid Granulomatosis Presenting as a Solitary Periocular Cutaneous Lesion**

John Nguyen<sup>1,2</sup>, Diane Wang<sup>1</sup>, Molly Shott<sup>3</sup>, Brooke Bertus<sup>4</sup>, Peng Chen Han<sup>5</sup>, Vlad Codrea<sup>6</sup>

<sup>1</sup>Ophthalmology and Visual Sciences, West Virginia University, Morgantown, West Virginia, United States, <sup>2</sup>Otolaryngology, Head and Neck Surgery, West Virginia

University, Morgantown, West Virginia, United States, <sup>3</sup>Medical Education, West Virginia University, Morgantown, West Virginia, United States, <sup>4</sup>Dermatology, West

Virginia University, Morgantown, West Virginia, United States, <sup>5</sup>Pathology, Anatomy and Laboratory Science, West Virginia University, Morgantown, West Virginia,

United States, <sup>6</sup>Dermatology, West Virginia University, Morgantown, West Virginia, United States

### **“No Time to Waste:” Periocular administration of Rabies Immunoglobulin for Post-Exposure Prophylaxis**

Karim G Punja<sup>1,2</sup>, Mina Mina<sup>3</sup>, Carson Schell<sup>4</sup>, Michael T Kryshtalsky<sup>1</sup>

<sup>1</sup>Surgery, University of Calgary, Calgary, Alberta, Canada, <sup>2</sup>Orbit Eye Centre, Calgary, Alberta, Canada, <sup>3</sup>Medicine, University of Calgary, Calgary, Alberta, Canada,

<sup>4</sup>Surgery, University of Calgary, Calgary, Alberta, Canada

### **Tarsal Advancement Onlay: A Novel Adjunctive Treatment For Euryblepharon**

Cameron Nabavi<sup>1,2</sup>, Jill Foster<sup>3,4</sup>, Daniel Straka<sup>1,2</sup>, Jessica Crawford<sup>1,2</sup>, Craig Czyz<sup>5</sup>, Kenneth Cahill<sup>1,2</sup>

<sup>1</sup>Department of Ophthalmology and Visual Sciences, The Ohio State University Wexner Medical Center, Columbus, Ohio, United States, <sup>2</sup>Department

of Ophthalmology, Nationwide Children’s Hospital, Columbus, Ohio, United States, <sup>3</sup>The Ohio State University Wexner Medical Center, Department of

Ophthalmology and Visual Sciences, Ohio, United States, <sup>4</sup>Department of Ophthalmology, Nationwide Children’s Hospital, Columbus, Ohio, United States,

<sup>5</sup>Department of Ophthalmology, Section Oculofacial Plastic & Reconstructive Surgery, Ohio University/OhioHealth Doctors Hospital, Columbus, Ohio,

United States



# POSTERS

## EYELID DISORDERS (CONT.)

### Tarsal Dermoid Cyst of the Upper Eyelid in an Adult

Shanlee Stevens<sup>1</sup>, Gabriella Schmuter<sup>1</sup>, Carlos Muñoz Zuluaga<sup>2</sup>, Kyle Godfrey<sup>1</sup>

<sup>1</sup>Ophthalmology, Weill Cornell Medicine, New York, New York, United States, <sup>2</sup>Pathology, Weill Cornell Medicine, New York, NY, New York, United States

### What's Hiding in the Clamp? A Histopathologic Review of Müller's Muscle-Conjunctival Resection

Karim G Punja<sup>1,2</sup>, Ryan Nugent<sup>1</sup>, Carson Schell<sup>1</sup>, Martin Hycza<sup>3</sup>, Andrzej Kulaga<sup>3</sup>, Michael T Kryshtalskyj<sup>1</sup>

<sup>1</sup>Surgery, University of Calgary, Calgary, Alberta, Canada, <sup>2</sup>Orbit Eye Centre, Calgary, Alberta, Canada, <sup>3</sup>Pathology, University of Calgary, Calgary, Alberta, Canada

## LACRIMAL

### Dacryoadenitis Secondary to Emotional Lacrimation

Kathryn Winkler<sup>1,2</sup>, Stephanie Saadeh<sup>2</sup>

<sup>1</sup>Chicagoland Oculoplastics Consultants, PLLC, Des Plaines, Illinois, United States, <sup>2</sup>Ophthalmology, Rush University, Chicago, Illinois, United States

## M&M/TOUGH CASES

### Surgical Rehabilitation using Ultra-Thick Human Amniotic Umbilical Membrane Tissue after Devastating Diesel Fuel Injury to the Orbit

Karine Shebacló<sup>1</sup>, Mara Penne<sup>2</sup>, Robert Penne<sup>1</sup>, Mary Stefanyszyn<sup>3</sup>

<sup>1</sup>Department of Oculoplastic and Orbital Surgery, Wills Eye Hospital and Jefferson University Hospital, Philadelphia, Pennsylvania, United States, <sup>2</sup>Department of Ophthalmology, Wills Eye Hospital and Jefferson University Hospital, Philadelphia, Pennsylvania, United States, <sup>3</sup>Wills Eye Hospital and Jefferson University Hospital, Wills Eye Hospital and Jefferson University Hospital, Philadelphia, Pennsylvania, United States

### The Utility of Dynamic CT imaging with Pre- and Post-Valsalva Maneuvers for Confirmation of Suspected Orbital Varices

Irene Lee<sup>1</sup>, Nishita Sheth<sup>2</sup>, Sri Meghana Konda<sup>1</sup>, Julie Woodward<sup>1</sup>, Jessica Houk<sup>2</sup>, Christopher Dermarkarian<sup>1</sup>

<sup>1</sup>Duke Eye Center, Durham, North Carolina, United States, <sup>2</sup>Durham, North Carolina, United States

### Utilization of Hyperbaric Oxygen Therapy in oculoplastic Surgery: A Case Series

Allison Coombs<sup>1</sup>, Alexis Kassotis<sup>2</sup>, Kazim Kazim<sup>2</sup>, Kyle Godfrey<sup>3</sup>, Gary Lelli<sup>3</sup>

<sup>1</sup>Department of Ophthalmology, Weill Cornell Medicine, Northwell Health, Columbia University Medical Center, New York, New York, United States, <sup>2</sup>Department of Ophthalmology, Harkness Eye Institute, Columbia University Medical Center, New York, New York, United States, <sup>3</sup>Department of Ophthalmology, Weill Cornell Medicine, New York, New York, United States



# POSTERS

## ONCOLOGY

### **Intravascular Lobular Capillary Hemangioma of the Temporal Artery: A Case Report**

Amy Huang<sup>1</sup>, Ryan Laroche<sup>1,2</sup>, Meghan Driscoll<sup>3</sup>, Sophie Liao<sup>1</sup>, Caroline Vloka<sup>1</sup>, Eric Hink<sup>1</sup>

<sup>1</sup>University of Colorado Department of Ophthalmology, Sue Anschutz Rodgers Eye Center, Aurora, Colorado, United States, <sup>2</sup>Department of Ophthalmology and Visual Sciences, University of Wisconsin, Madison, Wisconsin, United States, <sup>3</sup>Department of Pathology, University of Colorado, Aurora, Colorado, United States

### **Metastatic Neuroendocrine Carcinoma Masquerading as an Intraconal Hemorrhagic Cavernous Hemangioma**

Karen Brown<sup>1</sup>, Makayla McCoskey<sup>1</sup>, Irina Belinsky<sup>1,2</sup>

<sup>1</sup>TOC Eye and Face, Austin, Texas, United States, <sup>2</sup>Department of Ophthalmology, The University of Texas at Austin Dell Medical School, Austin, Texas, United States

### **Nasolacrimal Duct-Ectomy: The Minimally Invasive Medial Maxillectomy**

Carolina Chiou<sup>1</sup>, Michael Yoon

Ophthalmic Plastic Surgery Service, Massachusetts Eye and Ear, Harvard Medical School, Boston, Massachusetts, United States

### **Unilateral Entropion as the Presenting Sign of Orbital Lymphoma: A Case Series**

Kathryn Winkler<sup>1,2</sup>, Dylan Raikar<sup>3</sup>

<sup>1</sup>Chicagoland Oculoplastics Consultants, PLLC, Des Plaines, Illinois, United States, <sup>2</sup>Ophthalmology, Rush University, Chicago, Illinois, United States, <sup>3</sup>School of Medicine, Rush University, Chicago, Illinois, United States

## ORBITAL DISEASE

### **A Series of Three Unique Orbital Meningiomas**

Connie Sears, Maxwell Weng, Katherine Lucarelli, Robert Goldberg, Daniel Rootman

Oculoplastics Department, UCLA Stein Eye Institute, Los Angeles, California, United States

### **Characteristics and Management of Proptosis Regression in Thyroid Eye Disease Patients after Teprotumumab**

Marissa Shoji<sup>1</sup>, Eman Al-Sharif<sup>1</sup>, Michelle Ting<sup>2</sup>, Catherine Liu<sup>1</sup>, Bobby Korn<sup>1</sup>, Don Kikkawa<sup>1</sup>

<sup>1</sup>Department of Oculofacial Plastic and Orbital Surgery, Shiley Eye Institute, San Diego, California, United States, <sup>2</sup>Oculoplastic Surgery, Royal Free Hospital, London, United Kingdom



# POSTERS

## ORBITAL DISEASE (CONT.)

### **Hypereosinophilic Syndrome Causing Eyelid Swelling and Enlargened Extraocular Muscles**

Susan Tucker<sup>1,2,3</sup>

<sup>1</sup>Ophthalmology, Lahey Hospital & Medical Center, Peabody, Massachusetts, United States, <sup>2</sup>Tufts University School of Medicine, Boston, Massachusetts, United States, <sup>3</sup>UMass Chan School of Medicine, Worcester, Massachusetts, United States

### **Monocular Precautions after Evisceration, Enucleation, or Exenteration**

Marissa Shoji<sup>1,2</sup>, Ashlyn Gary<sup>3</sup>, Neel Sonik<sup>3</sup>, Caroline Borie<sup>1</sup>, Andrew Rong<sup>4</sup>

<sup>1</sup>Ophthalmology, Bascom Palmer Eye Institute, Miami, Florida, United States, <sup>2</sup>Department of Oculofacial Plastic and Orbital Surgery, Shiley Eye Institute, San Diego, California, United States, <sup>3</sup>University of Miami Miller School of Medicine, Miami, Florida, United States, <sup>4</sup>Department of Ophthalmic Plastic Surgery, Bascom Palmer Eye Institute, Miami, Florida, United States

### **Orbital Hybrid Neurofibroma/Schwannoma**

Kenneth Chang, Georges Nassrallah, Navdeep Nijhawan

University of Toronto, Toronto, Ontario, Canada

### **Orbital Manifestations in Patients Diagnosed with Cherubism**

Caroline Yu, Lilly Wagner, Elizabeth Bradley

Department of Ophthalmology, Mayo Clinic, Rochester, Minnesota, United States

### **Sphenoid Sinus Approach for Residual Orbital Apex Tumor**

Kathryn Winkler<sup>1,2</sup>, Dylan Raikar<sup>3</sup>, Stephen Winkler<sup>1</sup>, Jordan Teitelbaum<sup>4</sup>

<sup>1</sup>Chicagoland Oculoplastics Consultants, PLLC, Des Plaines, Illinois, United States, <sup>2</sup>Ophthalmology, Rush University, Chicago, Illinois, United States, <sup>3</sup>School of Medicine, Rush University, Chicago, Illinois, United States, <sup>4</sup>ENT Specialists of Illinois, Niles, Illinois, United States

## PEDIATRIC

### **A Rare Presentation of Orbital Inflammation in the Pediatric Population**

Cameron Nabavi<sup>1,2</sup>, Jessica Crawford<sup>1,2</sup>, Daniel Straka<sup>1,2</sup>, Craig Czyz<sup>3</sup>, Andrew Mueller<sup>4</sup>, Kenneth Cahill<sup>1,2</sup>, Jill Foster<sup>1,2</sup>

<sup>1</sup>Department of Ophthalmology and Visual Sciences, The Ohio State University Wexner Medical Center, Columbus, Ohio, United States, <sup>2</sup>Department of Ophthalmology, Nationwide Children's Hospital, Columbus, Ohio, United States, <sup>3</sup>Department of Ophthalmology, Section Oculofacial Plastic & Reconstructive Surgery, Ohio University/OhioHealth Doctors Hospital, Columbus, Ohio, United States, <sup>4</sup>Mack Eye Center, Tampa, Florida, United States



# POSTERS

## PRACTICE MANAGEMENT, ETHICS, DIVERSITY, AND SOCIAL JUSTICE

### Current Practice Pattern and Perception Regarding Transgender Care: A Survey of ASOPRS Ophthalmic Plastic Surgeons

Jiawei Zhao<sup>1</sup>, Anthony Brissett<sup>2</sup>, Megan Swonke<sup>2</sup>, Tariq Syed<sup>2</sup>, Najm Khan<sup>2</sup>, Amina Malik<sup>3</sup>

<sup>1</sup>Ophthalmology, Boston University School of Medicine/Boston Medical Center, Boston, Massachusetts, United States, <sup>2</sup>Otolaryngology - Head and Neck Surgery, Houston Methodist Hospital, Houston, Texas, United States, <sup>3</sup>Ophthalmology, Houston Methodist Hospital, Houston, Texas, United States

### Treatment Patterns and Comfortability with Lateral Canthotomy and Cantholysis for Orbital Compartment Syndrome Among Emergency Medicine Providers

Keegan Mechels<sup>1</sup>, L. Kathy Dong<sup>2</sup>, Hui Bae Harold Lee<sup>1</sup>

<sup>1</sup>Ophthalmology, Oculofacial Plastic and Orbital Surgery, Carmel, Indiana, United States, <sup>2</sup>Ophthalmology, Indiana University Health, Indianapolis, Indiana, United States



# EXHIBITORS

## THANK YOU TO OUR EXHIBITORS

### | Allergan Aesthetics

### | AMGEN

Amgen focuses on areas of high unmet medical need and leverages its expertise to strive for solutions that improve health outcomes and dramatically improve people's lives. A biotechnology pioneer since 1980, Amgen has grown to be one of the world's leading independent biotechnology companies, has reached millions of patients around the world and is developing a pipeline of medicines with breakaway potential. For more information, visit [www.amgen.com](http://www.amgen.com) and follow us on [www.twitter.com/amgen](https://www.twitter.com/amgen).

### | EyeCare Partners

We unite leaders from every optometric and ophthalmic subspecialty with a mission to enhance vision, advance eye care and improve lives. With 300+ ophthalmologists, 700+ optometrists, and 30+ ASCs, we see tremendous opportunities to partner with the best eye care providers to help patients see their absolute best for life.

### | Comprehensive EyeCare Partners

Comprehensive EyeCare Partners (CompEye), is one of the largest vision care management services organizations in the United States and headquartered in Las Vegas. CompEye provides best-in-class, full-spectrum practice management and administrative services to its affiliated physicians and practices in support of their mission to deliver clinical excellence.

### | FCI Ophthalmics

FCI is a world leader in the development of a wide range of ophthalmic devices. Since the company's inception in 1984, FCI has been dedicated to provide physicians with innovative, high-performance and mostly exclusive products covering the fields of expertise of Oculoplasty, Dry Eye, Retina and Cataract. FCI is a global, multi-site company with its headquarter in Paris, France, a branch FCI Ophthalmics in Boston, MA (USA) managing our North American operations, and a strong distribution network that serves more than 80 countries. Our core business and activities involve extensive research & development and advanced manufacturing processes to enhance the effectiveness and performance of the procedures performed by our customers.



# EXHIBITORS

## **Gunther Weiss Scientific Glassblowing Co., Inc.**

Gunther Weiss Scientific Glassblowing Co., Inc. has offered solutions for lacrimal bypass since 1963. We handmake Jones Tubes for CDCR (Conjunctivodacryocystorhinostomy) with a variety of different features to combat different complications patients or physicians may experience. We are progressing in our global distribution strategy and are happy to announce official distributorship in Canada according to MDSAP regulations and South Korea. Perpetuating the vision of Dr. Lester Jones and Gunther Weiss now for over 60 years, we are honored to be a part of the ASOPRS community.

## **Immunovant, Inc.**

Immunovant, Inc. is a clinical-stage immunology company dedicated to enabling normal lives for people with autoimmune diseases. As a trailblazer in anti-FcRn technology, the Company is developing innovative, targeted therapies to meet the complex and variable needs of people with autoimmune diseases. For additional information on the Company, please visit [immunovant.com](https://immunovant.com).

## **Integrated Orbital Implants, Inc.**

Hydroxyapatite Orbital Implants for Enucleations, Eviscerations and Secondary Implants. Titanium Pegging System to produce natural movement of the Artificial Eye and to help support the weight of the Artificial Eye. The gold standard of Orbital Implants and successfully used for 38 years.

## **Kedrion Biopharma**

Kedrion Biopharma provides a first-in-class orphan medication for the ultra-rare Plasminogen Deficiency Type-1 patient. Their most common symptom is Ligneous Conjunctivitis.

## **Lumenis-Vision**

Lumenis Vision stands at the forefront of technological advancements, setting a precedent with a history of pioneering breakthroughs in the medical industry. Our commitment to innovation has led us to introduce groundbreaking solutions that expand and enhance your dry eye treatments while unlocking new aesthetic possibilities.

## **Matrix Surgical USA**

Matrix Surgical USA designs, manufactures and distributes OMNIPORE® porous high-density polyethylene implants for craniofacial reconstructive and aesthetic surgery. Manufactured in the USA, OmniPore Surgical Implants meet the highest standards for quality and reliability, and provide surgeons with an expanded range of options. OMNIPORE implants have been cleared by the FDA, CE marked in Europe and approved by some of the world's most stringent regulatory authorities such as ANVISA (Brazil), KFDA (South Korea), TFDA (Taiwan), TGA (Australia) and many other countries.





# EXHIBITORS

## MedTech International Group

MedTech International Group provides world-class LED illumination solutions that assist practitioners and other healthcare professionals around the world. Based in Houston, Texas, MedTech International Group has emerged as a leader in LED illumination for over eight years and has expanded our product line to a variety of medical disciplines.

## Merz Aesthetics

We exist to fuel confidence; confidence in self and confidence in us. We celebrate originality. We empower individuals in their personal quests to be their best selves, because every person has a unique brand of confidence. Our product offerings include: Xeomin®, a uniquely purified neuromodulator Ultherapy® microfocused ultrasound that lifts and tightens while stimulating the skin's own collagen Radiesse®, a unique structural filler and biostimulator Belotero®, a smooth and natural looking filler Neocutis®, a medical grade skincare line rooted in research.

## OMIC - Ophthalmic Mutual Insurance Company

OMIC is the largest insurer of ophthalmologists in America and the only carrier dedicated specifically to the specialty. Owned and operated by ophthalmologists, OMIC's record of defending ophthalmic claims beats the performance of multispecialty carriers by a wide margin. Visit OMIC's exhibit for information on rates, premium discounts and dividends.

## Sling Therapeutics

Delivering New Therapies for Thyroid Eye Disease and Beyond

## Thrive Health

Thrive Health is an Infusion Center/ Entity/ Corporation that focuses on rare by providing expert concierge care for patients. Dr Douglas the founder of Thrive Health, is a world leader in thyroid eye disease and the lead investigator for teprotumumab clinical trials. Thrive Health offers concierge expert patient care by partnering with regional KOLs, cutting edge clinical research and a patient centric approach. Because we focus on Rare Diseases, we offer the best patient experience to ensure safety and efficacy of our treatments.

## Viridian Therapeutics

Viridian Therapeutics is developing potential best-in-class medicines for people living with autoimmune and rare diseases, including multiple clinical candidates for the treatment of thyroid eye disease (TED). Viridian aims to advance VRDN-001 as a differentiated intravenous therapy and VRDN-003 as a potential best-in-class subcutaneous therapy for the treatment of TED.

# FOUNDATION DONORS

## ASOPRS Foundation Gratefully Acknowledges our Foundation Donors

### LEGACY SOCIETY

Richard P. Carroll, MD      James "Chris" Fleming, MD  
Michael J. Hawes, MD      James Moses, MD

### FOUNDER'S CIRCLE | \$50,000+

Darlene J. and Richard P. Carroll, MD Family Fund  
Michael J. Hawes, MD  
Guy Massry, MD  
Ralph E. Wesley, MD

### PRESIDENT'S CIRCLE | \$20,000-\$49,999

Edwin C. Augustat, MD  
George F. Buerger, Jr., MD  
Harvey "Chip" Cole, III, MD  
Craig Czyz, DO  
Roger A. Dailey, MD  
Dr. and Mrs. James Christian Fleming  
Leo Model Foundation/Roberta E. Gausas, MD  
James L. Hargiss, MD  
John B. Holds, MD  
Dr. Robert & Margaret Kennedy  
Jan W. Kronish, MD

Mark R. Levine, MD  
David B. Lyon, MD  
William R. Nunery, MD  
Jerry K. Popham, MD  
Dr. Arthur J. and Elizabeth A. Schaefer  
Daniel Schaefer, MD  
Dr. and Mrs. Orkan G. Stasior  
Karen Lee Taylor  
Scott Wheeler/Gunther Weiss Scientific  
John L. Wobig, MD

### TRUSTEE'S CIRCLE | \$15,000-\$19,999

Evan H. Black, MD  
Steven Couch, MD  
Tamara Fountain, MD  
Scott M. Goldstein, MD  
James Moses, MD

### BENEFACTORS | \$10,000-\$14,999

Kevin A. Beadles, MD      Patrick M. Flaharty, MD  
Thomas A. Bersani, MD      Jill A. Foster, MD  
John A. Burns, MD      Michael Kazim, MD  
Richard K. Dortzbach, MD      Dale R. Meyer, MD

*\*Donations to the Foundation are recorded cumulatively and donors are acknowledged at the appropriate level. A complete list of donors is documented here, as of April 3, 2024.*

# FOUNDATION DONORS

## GOLD PATRON | \$5,000-\$9,999

Joe F. Arterberry, MD  
Wade Brock, MD  
Kenneth V. Cahill, MD  
Keith D. Carter, MD, FACS  
Yoash R. Enzer, MD  
John P. Fezza, MD & Family

Dr. and Mrs. John N. Harrington  
Gerald J. Harris, MD  
Albert Hornblass, MD  
James Karesh, MD  
Jemshed A. Khan, MD  
Don O. Kikkawa, MD

Man Kim, MD  
Mark J. Lucarelli, MD  
Joseph A. Mauriello, Jr., MD  
Michael and Marianne Migliori, MD  
Christine C. Nelson, MD  
Dr. and Mrs. David A. Reifler

Stuart and Marilou Seiff, MD  
Dimitrios Sismanis, MD  
Peter J. Sneed, MD  
David B. Soll, MD  
Jeremiah P. Tao, MD  
Edward J. Wladis, MD

## SILVER PATRON | \$2,500-\$4,999

David G. Buerger, MD  
Michael A. Burnstine, MD  
Kathleen M. Duerksen, MD, FACS  
Jeffrey P. Edelstein, MD  
Kian Eftekhari, MD  
Robert G. Fante, MD  
Robert A. Goldberg, MD  
David Jordan, MD  
Mitesh Kapadia, MD

Stephen J. Laquis, MD, FACS  
Richard D. Lisman, MD  
William & Stephanie Mack, MD  
John Martin, MD  
M. Polly McKinstry, MD  
Frank A. Nesi, MD  
Network for Good  
John D. Ng, MD  
William N. Offutt, IV, MD

J. Justin Older, MD  
James Patrinely, MD  
Arthur C. Perry, MD  
Julian D. Perry, MD  
Sara Reggie, MD  
Michael J. Richard, MD  
Janet L. Roen, MD  
Bryan Sires, MD  
Eric A. Steele, MD

Christopher Stephenson, MD  
Mike Thorley,  
Tasus Pharmaceutical  
M. Reza Vagefi, MD  
Valerie L. Vick, MD  
Ted Wojno, MD  
Michael T. Yen, MD

## BRONZE PATRON | \$1,000-\$2,499

Chris Alabiad, MD  
Mark A. Alford, MD  
Malena M. Amato, MD  
Richard L. Anderson, MD  
William Bearden, MD  
Edward H. Bedrossian, Jr., MD  
Charles K. Beyer-Machule, MD  
Maziar Bidar, MD  
Elizabeth Bradley, MD  
Mark S. Brown, MD  
Adam Buchanan, MD  
Dr. and Mrs. Daniel E. Buerger  
Cat N. Burkat, MD  
John R. and Melissa Burroughs  
Susan R. Carter, MD  
Karen Chapman, MD  
Steven Chen, MD, FACS  
John C. Choi, MD  
David E. Cowen, MD

Philip L. Custer, MD  
Daniel L. Dale, MD  
Christopher M. DeBacker, MD  
Vikram D. Durairaj, MD  
Jonathan J. Dutton, MD  
Ebby Elahi, MD  
Gil A. Epstein, MD  
Gabriela Espinoza  
Douglas P. Felt, MD  
Suzanne K. Freitag, MD  
Perry Garber, MD  
Dan Georgescu, MD  
Stacia H. Goldey, MD  
Jeff B. Goldstein, MD  
Gregory J. Griepentrog, MD  
Brian D. Haas, MD  
Lawrence F. Handler, MD  
Roderick N. Hargrove, MD  
Robert H. Hill, MD

Jonathan Hoenig, MD  
David E.E. Holck, MD  
Jennifer Hui, MD  
James A. Katowitz, MD  
William R. Katowitz, MD  
Tiffany Kent, MD  
Femida Kherani, MD  
Bobby S. Korn, MD, PhD  
Elliot Korn, MD  
Andrea Kossler, MD  
Mark and Elaina Krakauer  
Katherine Lane, MD  
Simeon A. Lauer, MD  
Wendy Lee, MD  
Daniel R. Lefebvre, MD  
Alan M. Lessner, MD  
Peter S. Levin and Lisa Voge-Levin  
Family Fund  
Sophis Liao, MD

Lisa A. Mansueto, MD  
Mark L. Mazow, MD  
Robert A. Mazzoli, MD  
Melissa Meldrum-Aaberg, MD  
Jasmine Mohadjer, MD  
Annie Moreau, MD  
Dr. & Mrs. Thomas Naugle Jr.  
Janet Neigel, MD  
Michael Neimkin, MD  
Thaddeus S. Nowinski, MD  
Thomas Oberg, MD  
Jane J. Olson, MD  
George L. Paris, MD  
Ronald W. Pelton, MD  
Paul Phelps, MD  
Karim Punja, MD  
Allen M. Putterman, MD  
J. Earl Rathbun, MD  
Paul N. Rosenberg, MD

Peter A.D. Rubin, MD, FACS  
Aaron Savar, MD  
Jeffrey Schiller, MD  
Debra J. Shetlar, MD  
John W. Shore, MD  
Erin M. Shriver, MD  
Matthew Sniegowski, MD  
Sunlight Foundation  
Myron Tanenbaum, MD  
TOC Eye and Face  
Claude Warren, III, MD  
David Weinberg  
Gary S. Weinstein, MD  
Michael G. Welsh, MD, FACS  
Matthew W. Wilson, MD  
Natalie Wolkow, MD  
Sandy Zhang-Nunes, MD  
Christopher Zoumalan, MD  
Orin M. Zwick, MD

## FRIEND | UNDER \$1,000

Audrey E. Ahuero, MD  
 Mohammad J. Ali, MD  
 Richard C. Allen, MD, PhD  
 Susan Amirgholizadeh, MDDEV  
 Kathleen F. Archer, MD  
 Lynn Armstrong  
 Michael Azar  
 Bethany and Sayed Badrawi  
 Rosalie L. Bair, MD  
 Jasmina Bajric, MD  
 Newell Baker  
 Stephen M. Baker, MD, FRCSC  
 Sterling S. Baker, MD  
 Harold Ballitch, MD  
 Behin Barahimi, MD  
 Anna Barmettler, MD  
 George Bartley, MD  
 Barbara FitzGerald Beatty  
 Gerald Behrens  
 Maziar Bidar, MD  
 Brian S. Biesman, MD  
 Chad M Bingham, MD  
 Alexander Blandford, MD  
 Sean M. Blaydon, MD  
 Richard Boalbey  
 Fred S. Bodker, MD  
 James & Lynn Boedeker  
 Mary Ann Bogdan  
 Stephen Bosniak, MD  
 Bert Bowden, MD  
 Jim and Joan Bowers  
 Cynthia A. Boxrud, MD  
 Edwin & Nancy Boyer  
 Nariman Boyle, MD  
 Jana Brennan  
 Vic & Valerie Bricka  
 Jean and Milton Bruce  
 Amy Burner  
 Michael A. Burnstine, MD  
 Robert Busch (BRILOR)  
 Conley B. Call, MD  
 Jorge Camara, MD  
 Joann and Rusty Campolo  
 Tim P. Carey, MD  
 Bryant Carruth, MD  
 Patricia Cerni  
 John Cetner  
 John S. Chang, Jr., MD  
 Imtiaz A. Chaudhry, MD, PhD  
 Valerie Chen, MD  
 Raul & Mary Lou Chipongian

Christina Choe, MD  
 Philip Choo, MD  
 Raymond Cho, MD  
 Eva Chou, MD  
 Frances Coe  
 Community Foundation of Utah  
 Rachelle Cotugono  
 Steven Covici, MD  
 Mark Cox  
 Catherine E. Cuite, MD  
 Sara Custer  
 Albert Dalcanto, MD  
 Brett Davies, MD  
 John & Arlene Dayton  
 Dan DeAngelis, MD  
 Karen DeAngelis, MD  
 Robert C. Della Rocca, MD  
 Sheri L. Demartelaere, MD  
 James B. Dickson, MD, FACS  
 Peter J. Dolman, MD  
 Angela M. Dolmetsch, MD  
 Steven C. Dresner, MD  
 Barbara & Robert Dunkelmann  
 Ron and Dianne Dunnington  
 John Eggleston  
 Ken Elkins  
 Valerie Elmalem  
 Tarek El-Sawy, MD  
 Timothy Engelbrecht  
 Todd B. Engen, MD  
 George K. Escaravage, MD  
 Bita Esmaeli, MD  
 Neda Esmaeli, MD  
 Robert P. Farrell  
 Aaron Fay, MD  
 Kenneth A. Feldman, MD  
 Amy Fowler  
 Ian C Francis, MD  
 L. Neal & Shelley Freeman  
 Liz Friederich  
 Deborah Friebel  
 Peter Fries, MD  
 Bartley R. Frueh, MD  
 Barry R. Fuller, MD  
 Molly Fuller, MD, PhD  
 Laura Gadzala, MD  
 Lauren Z. Gavaris, MD  
 Paul T. Gavaris, MD  
 GI Department  
 Sunshine Club  
 Parag Ghandi, MD

Joseph Giacometti, MD  
 James W. Gigantelli, MD  
 Geoffrey J. Gladstone, MD  
 Katherine G. Gold, MD  
 Andrew Goldbaum, MD  
 Kelly Graham  
 Robert Graham  
 Kurt W.L. Guelzow, MD  
 Pierre Guibor, MD  
 Barrett G. Haik, MD, FACS  
 Marsha Hall & Edward Warren  
 Thomas Hanley  
 Elizabeth Hansen  
 Matheson A. Harris, MD  
 Andrew R. Harrison, MD  
 Adam S. Hassan, MD  
 Carol M. Hawks  
 Michael Hayes  
 Brent R. Hayek, MD  
 Fermida Hayek, MD  
 Grant W. Heinz, MD  
 Clair Hensler & Robert Hughes, MD  
 Mark Heffernan  
 George Hill, MD  
 John B. Hill  
 Marc J. Hirschbein, MD, FACS  
 Scott Hobson, MD  
 R. Jerry Hofman, MD  
 Holland, Johns, Schwartz & Penny, L.L.P.  
 Joy Holland  
 Kelly Holley  
 John Holmes  
 Don A. Hollsten, MD  
 Natalie Homer  
 Ken Hughes & Associates  
 Susan M. Hughes, MD  
 Alfred & Regina Humphrey  
 Anna and Bill Hurt  
 Dr. and Mrs. Francis Hurite  
 Julie, Ken & Morgan Husa  
 Edsel B. Ing, MD, FRCSC  
 Bud and Marian Itzen  
 Srinivas Iyengar, MD  
 Thomas Johnson, MD  
 Verdi Johnson  
 David F. Jones, MD  
 Scott Jones, MD  
 Mary Jotte  
 Alon Kahana, MD

Kelly Kaiser  
 Kevin Kalwerisky, MD  
 Sara A. Kaltreider, MD  
 Larence Kass, MD  
 Sajeev S. Kathuria, MD  
 Nadia Kazim, MD  
 Tisha Kehn  
 William P. Kelly  
 Robert Kherani  
 Daniel Kim, MD  
 Do-You Kim, MD  
 Stephen Klapper, MD  
 Randi Klein  
 Kim Klippenstein, MD  
 Jack and Nancy Krah  
 William Kremer – Gazette Publishing Company  
 Debra M. Kroll, MD  
 Thomas M. Kropp, MD  
 Nicole Langelier, MD  
 David C. Larned, MD  
 Bradford W. Lee, MD  
 H.B. Harold Lee, MD  
 Sang Yeul Lee, MD  
 Matthew Lee-Wing, MD  
 Gary J. Lelli, MD  
 Bradley N. Lemke, MD  
 Bryan Levey  
 Kyle Lewis, MD  
 Ilya L. Leyngold, MD  
 Lily Lin, MD  
 James Linder, MD  
 William Lipham, MD  
 Boaz J. Lissauer, MD  
 Gary Lissner, MD  
 Bob and Kathy Littlefield  
 Gloria B. Littlefield  
 Don Liu, MD  
 Catherine Liu, MD  
 Mikel W. Lo, MD  
 Joanne E. Low, MD  
 Jonathan C. Lowry, MD  
 Drew & Karen Luning  
 Cari E. Lyle, MD  
 Jason Malecka  
 Robi Maamari, MD  
 Bernard Mallinger, MD  
 Geva E. Mannor, MD  
 Tamer N. Mansour, MD  
 Harry Marshak, MD  
 Ronald T. Martin, MD, FACS  
 Douglas P. Marx, MD

Thomas R. Mather, MD  
 Louise A. Mawn, MD  
 Mayo Clinic Dept of Ophthalmology Fund  
 Rodney W. McCarthy, MD  
 Elysa McCintic, MD  
 Clinton D. McCord, Jr., MD  
 Michael McCracken, MD  
 Linda McGrath  
 Alan McInnes, MD  
 McInnis Elementary School  
 Bettina McQuade  
 Medical and Surgical Eye Associates of Pittsburgh  
 Albany New York  
 Jill Melicher-Larson, MD  
 Murray A. Meltzer, MD  
 Shanneth Merbs, MD  
 Joel Meyers, MD  
 MLAC Masters – Meyers & Meyers LLP  
 Michael Chiappetta  
 Frank and June Moore  
 Jose Montes  
 Kenneth Morgenstern, MD  
 Carrie L. Morris, MD  
 Gregory Mueller, MD  
 W. John Murrell, MD  
 D.S. & J.L. Nelms  
 Eric R. Nelson, MD  
 Jeffrey A. Nerad, MD  
 Nethery Eye Associates  
 Jean & Paul Newton  
 John Nguyen, MD  
 D. W. Nicholson, MD  
 John J. Nigro  
 David Noonan  
 Alan E. Oester, Jr., MD  
 James Oestreich, MD  
 Older & Slonim  
 Eyelid Institute  
 Ophthalmology Partners  
 Michael & Ellen Pappas  
 Francis A. Papay, MD  
 Sarit M. Patel, MD, MBA  
 Robert B. Penne, MD  
 Pennsylvania Medical Society  
 Randal T.H. Pham, MD, FACS  
 Margaret E. Phillips, MD  
 Margaret and Sylvia Phillips  
 William B. Picotte

Kenneth Piest, MD  
 Sara Plazola, MD  
 Mark Prendes, MD  
 Jeffrey C. Popp, MD  
 Judy and Allan Press  
 James P. Pressly, MD  
 Helene Pretter  
 Paul Proffer, MD  
 Eric P. Purdy, MD  
 Christopher & Sarah Rall  
 Sathyadeep Ramesh, MD  
 Nicholas T. Ranson, MD  
 Dr. and Mrs. John Rymanowski  
 Kai & Baerbel Rehder  
 David J. Remigio, MD  
 Charles D. Rice, MD  
 Paolo Ritmo  
 Dr. and Mrs. J. Michael Ritty  
 Philip R. Rizzuto, MD  
 Rand Rodgers, MD  
 Rene S. Rodriguez-Sains, MD  
 Daniel Rootman, MD  
 Carl E. Rosen, MD  
 Peter J. Sakol, MD  
 David Samini, MD  
 Jane B. Serra  
 Donna and Jim Savage  
 David Savar, MD  
 Louis Savar, MD  
 Saxonburg Family Eye Care  
 Caron Scanlan  
 Dianne Schlachter, MD  
 Shirley Schmitt  
 David R. Segrest, MD  
 Bryan D. Seiff, MD  
 Thomas & Patricia Sell  
 Roberta D. Sengelmann  
 Stephen and Laurie Shannon  
 Karen and Jerry Shasserre  
 Peter E. Sheptak, MD  
 Neal and Susa Shipley  
 Joseph P. Shovelin, MD  
 Scott Sigler, MD  
 Rona Silkiss, MD  
 Jennifer A. Sivak-Callcott, MD  
 Robert G. Small, MD  
 Jason Smith  
 Russ and Joanne Smith  
 Sandra Smith  
 Rachel Sobel, MD  
 Jason Sokol, MD

Alice Song, MD  
 Julia Song, MD  
 South Hills Eye Associates  
 Thomas C. Spoor, MD  
 George O. Stasior, MD, FACS  
 Eric A. Steele, MD  
 Harry Stephens  
 Charles M. Stephenson MD  
 Scot A. Sullivan, MD  
 Mary Sutula  
 Marcia Swanson  
 Greg Swords, STRYKER  
 Mehryar Taban, MD  
 Manoj M. Thakker, MD  
 Nicole Timlin  
 Daniel J. Townsend, MD  
 Brian Tse, MD  
 Nancy A. Tucker, MD  
 Deborah Valore  
 Suzanne Van Landingham  
 Douglas J. Van Putten, MD  
 Pablo E. Vanegas Plata, MD  
 Kenneth P. Vestal, MD  
 Ana Carolina Victoria  
 Sharon A. Walgea  
 Becky Walter  
 Kimberly Walter Boyer  
 William L. Walter, MD  
 Ronald E. Warwar, MD  
 Dr. and Mrs. Edmond Watters  
 Sara Webster, MD  
 Sophia and Joseph Welasko  
 Timothy S. Wells, MD  
 Sara Wester, MD  
 Western PA Surgery Center  
 Wexford Anesthesia  
 Richard Whitten, MD  
 Stephen Winkler, MD  
 Bryan J. Winn, MD  
 David L. Wirta, MD  
 Julie A. Woodward, MD  
 John L. Woog, MD  
 Allan E. Wulc, MD, FACS  
 Hiroo Yabe, MD  
 Patrick Yang, MD  
 John G. Yassin, MD  
 Linda Zabors  
 Zhenyang Zhao, MD  
 Jitka Zobal-Ratner, MD  
 Matthew Zweig, MD

# SAVE THE DATES

 American Society of Ophthalmic  
Plastic and Reconstructive Surgery

 American Society of Ophthalmic  
Plastic and Reconstructive Surgery

# Chicago 2024

## 55th Annual Fall Scientific Symposium

October 17-18, 2024 | Hilton Palmer House, Chicago, Illinois



## 2025 Spring Scientific Symposium

May 15-18, 2025, Silverado, Napa, California

